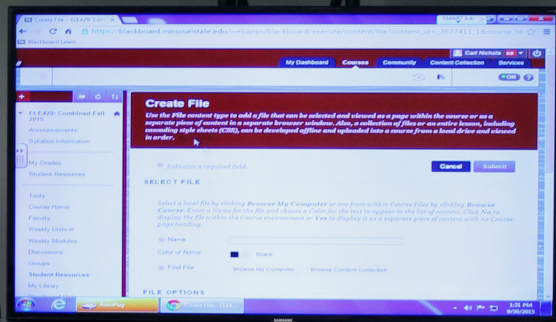


Off-Campus Programs Handbook

note - 40min Photo Shoot 9:30
- 1hr



Contents

Expanding Your Program through Outreach.....	1
Degree Program Proposal Form.....	2
Funding Proposal Request Form.....	3
Degree Completion Course Rotation Form.....	4
Reporting Requirements	5
Course Proposal Forms	6
Off-Campus Proposal Form.....	7
Off-Campus PAF Procedures through Outreach.....	8
En-Route Compensation for Faculty through Outreach.....	9
Travel Expense Reports Help Sheet.....	10
Travel Expense Report.....	11
Who We Are – Areas We Serve.....	12
Cassville.....	13
Cassville – Demographic Thumbnail.....	13
Most Common Industries and Occupations by Gender – Cassville.....	14
Camdenton	16
Camdenton – Demographic Thumbnail.....	16
Most Common Industries and Occupations by Gender – Camdenton	17
Lebanon.....	19
Lebanon – Demographic Thumbnail	19
Most Common Industries and Occupations by Gender – Lebanon	20
Mountain Grove	22
Mountain Grove – Demographic Thumbnail.....	22
Most Common Industries and Occupations by Gender – Mountain Grove	23
Miami, OK	25
Miami, OK – Demographic Thumbnail.....	25
Most Common Industries and Occupations by Gender – Miami, OK.....	26
Neosho.....	28
Neosho Missouri – Demographic thumbnail:.....	29
Most Common Industries and Occupations by Gender – Neosho.....	29
Nevada	32
Nevada – Demographic Thumbnail	32

Most Common Industries and Occupations by Gender – Nevada	33
Waynesville	35
Waynesville – Demographic Thumbnail	35
Most Common Industries and Occupations by Gender – Waynesville	36
West Plains	38
West Plains – Demographic Thumbnail	39
Most Common Industries and Occupations by Gender – West Plains	40

Expanding Your Program through Outreach

If you are considering expanding an existing or launching a new degree completion program at one of our many satellite locations, please review this document for information on guidelines and procedures. In this handbook, you will also find information about the space available at our many Outreach locations, the feeder community colleges we partner with, and demographic thumbnails of the geographical areas in which we are located.

We also assist with web conference courses and programs. Web conference courses are currently utilizing Zoom technology. Courses can either be administered entirely remotely, with both the instructor and all students joining the conference from personal devices, or a traditional face-to-face class, held in a classroom with local students, can add remote participants utilizing this technology.

It is very important that degree completion programs are thoroughly planned, budgeted, and approved, prior to making any announcement to the public. On the next page, you will find a **Degree Program Proposal Form**. This will guide you in thinking through many of the necessary logistics of offering a degree program away from the main campus. Please submit this form to the Associate Provost for Access and Outreach, along with the **Funding Proposal Request**, a **Degree Completion Course Rotation**, a transfer student advising sheet, and the required MDHE approval forms.

Degree Program Proposal Form

This form can be downloaded at

<https://outreach.missouristate.edu/assets/outreach/Newdegreeprogramproposal.pdf>

Missouri State Outreach Degree Program Proposal Form

Off-campus degree completion program proposal:	
Degree program name:	
Delivery Modality	<input type="checkbox"/> Traditional off-campus course <input type="checkbox"/> Classroom to classroom conferencing <input type="checkbox"/> Web conference – remote instructor to remote students (no classroom space) <input type="checkbox"/> Traditional to web conference – instructor in classroom with local students, distance students joining conference remotely. <input type="checkbox"/> A mixture of distance modalities
Location(s) to be offered (if applicable):	(site based cohorts, programs offered at a satellite location, other designated location based instruction)
Length of program (in semesters)	
Minor required?	<input type="checkbox"/> Yes <input type="checkbox"/> No
Prerequisite courses and/or degrees to being admitted to the program:	
Program entry:	Please select
Do any required courses for the degree come from another department?	<input type="checkbox"/> Yes <input type="checkbox"/> No What department(s): Is the course(s) currently offered at a distance? <input type="checkbox"/> Yes <input type="checkbox"/> No
Designated program coordinator:	
Designated advisor(s) for off-campus students:	

Additional considerations:

1. Funding support is available for per-course instructors, travel, en-route, marketing, etc through Outreach for programs offered at our satellite locations. However, programs seeking financial assistance must submit a funding proposal request to Dr. Joye Norris in advance.
2. Please provide a full program course rotation including the distance modality in which courses will be offered.
3. Understand that location based course offerings require MDHE approval paperwork and HLC approval if 50% or more of the degree is offered at the location.
4. Licensure and certification considerations related to this program must be addressed early in the development process.

For questions contact:

Melissa Warren
 Director, Off-Campus Programs
 417-836-3091
 MelissaWarren@MissouriState.edu

Funding Proposal Request Form

This form can be downloaded at

<https://outreach.missouristate.edu/assets/outreach/FundingRequestForm002.pdf>

Missouri State Outreach Degree Program Funding Request:

Degree Program: _____ Locations: _____

One-time Expenditures (for launch)	Amount
Equipment	
Supplies	
Marketing	
Other	
Total	0
Recurring Expenditures (estimated annual FY basis)	Amount
Per-Course Faculty	
Travel/En-Route	
Marketing	
Other	
Total	0

Reporting Requirements

Missouri State University is required to register program locations with HLC, MDHE, and DOE. Any time that a degree program is offered at a new location, it must be reported to MDHE. This is true, even if only a course or two is offered in a seated capacity. If 50% or more of the program, is offered at a new location, it must also be reported to HLC and DOE. An MDHE approval letter is required prior to submitting an application for HLC approval. Online courses are considered a part of the Springfield campus and do not require additional approval.

To offer any courses at a new location that has not previously been approved, *the following four MDHE forms are required to be completed and turned in to the Office of Institutional Research:*

1. Off-site Proposal Form (**Form OS**) <http://dhe.mo.gov/documents/FormOS.docx>
2. Student Enrollment Projections (**Form SE**) <http://dhe.mo.gov/documents/FormSE.docx>
3. Financial Projections (**Form FP**) <http://dhe.mo.gov/documents/FormFP.docx>
4. Program Characteristics and Performance Goals (**Form PG**)
<http://dhe.mo.gov/documents/FormPG.docx>

NOTE: If the program is being offered collaboratively with another university, a Collaborative Programs form must also be completed (**Form CL**)

All MDHE forms can be viewed at <http://dhe.mo.gov/academic/>. These forms are all fillable Microsoft Word documents. The Office of Institutional Research and Missouri State Outreach are available to provide assistance whenever needed. Copies of completed forms should be provided to both offices.

Web conference courses which meet entirely in the cloud, are not required to be reported as a location.

Course Proposal Forms

Each semester, **Off-Campus Proposal Forms** are requested from the academic departments during the early construction period. For summer and fall semesters, the early construction period generally begins around the first of November and runs through January 1st. For spring semesters, the early construction period is usually during the months of June and July. Outreach builds all of the classroom-to-classroom courses, web conference courses, and off-campus courses in Banner based upon the information provided in the course proposal forms.

Please complete the **Off-Campus Proposal Form**, including all relevant information pertaining to the course. Once the form has been completed, it should be signed by the respective Department Head, Dean, and faculty member (optional). The original signatures should then be routed to Missouri State Outreach at Alumni 400 for final approval by the Associate Provost for Outreach.

NOTE: In order to expedite the scheduling process, departments are encouraged to fax or email a copy of the form to Outreach, prior to routing for signatures.

Fax: 417-836-6016

Email: MelissaWarren@Missouristate.edu

In the event of a scheduling or room conflict, the Off-Campus Department will work with the academic department to resolve it.

If any compensation reimbursement is being requested from Outreach for the course, it must be listed on the **Off-Campus Proposal Form** for prior approval. Compensation is generally only available for distance degree programs offered at our satellite locations. However, we do offer course building, technical support, and consulting for all web conference and off-campus courses.

Course Type Descriptions:

TRAD (Off-Campus) – A traditional face-to-face course that is meeting somewhere other than the Springfield campus, such as one of our satellite locations or a site-based cohort program.

CNCT - A web conference course (CNCT) is similar to a traditional class in that it has regularly scheduled lectures and meeting times, but the class meeting is held through Zoom or another conferencing tool, rather than in a classroom.

Traditional to Web Conference – There are times when a traditional face-to-face class, in which local students and an instructor are meeting together in a classroom, also need to have distance students join remotely through web conference. In these cases, a TRAD section is built for the Springfield students and a CNCT section is built for the distance students.

IVID - Classroom-to-classroom (IVID) is a live, lecture type course that has more than one classroom space/location involved (such as Springfield classroom and a Neosho or West Plains classroom, connected by two-way, live, audio and video interaction). This is also a synchronous format. This course type may or may not have all participants in a classroom, or a mix of classroom and remote attendance depending on what works best for the course requirements, students, and program.

Off-Campus Proposal Form

This form can be downloaded at

<https://outreach.missouristate.edu/assets/outreach/OffCampusCourseProposal.pdf>



Missouri State
UNIVERSITY

Off-Campus Course Proposal

Instructional Method

- Traditional Off-Campus** (Face-to-face)
 Classroom-to-Classroom (Classrooms joining by conference)
 Web Conference (Participants joining remotely)
 Traditional to Web Conference (Students in classroom and joining remotely)

Semester Year Class title

Course code and number Credit hours Jointly offered as

Hours in session: From to Days of Week Term/dates

Instructor Title/rank

Instructor's primary location
(i.e. classroom, personal office, etc.)

Campuses to be served (sections to be built for enrollment tracking)

Location	Max enroll	Is classroom space needed?	Location	Max enroll	Is classroom space needed?
<input type="checkbox"/> Springfield	<input type="text"/>	Yes <input type="checkbox"/> No <input type="checkbox"/>	<input type="checkbox"/> Nevada	<input type="text"/>	Yes <input type="checkbox"/> No <input type="checkbox"/>
<input type="checkbox"/> Camdenton	<input type="text"/>	Yes <input type="checkbox"/> No <input type="checkbox"/>	<input type="checkbox"/> Waynesville	<input type="text"/>	Yes <input type="checkbox"/> No <input type="checkbox"/>
<input type="checkbox"/> Cassville	<input type="text"/>	Yes <input type="checkbox"/> No <input type="checkbox"/>	<input type="checkbox"/> West Plains	<input type="text"/>	Yes <input type="checkbox"/> No <input type="checkbox"/>
<input type="checkbox"/> Lebanon	<input type="text"/>	Yes <input type="checkbox"/> No <input type="checkbox"/>	<input type="checkbox"/> Other (specify)	<input type="text"/>	Yes <input type="checkbox"/> No <input type="checkbox"/>
<input type="checkbox"/> Neosho	<input type="text"/>	Yes <input type="checkbox"/> No <input type="checkbox"/>	<input type="checkbox"/> Remote (online only)	<input type="text"/>	Yes <input type="checkbox"/> No <input type="checkbox"/>

Will classroom space be used all semester? Yes No If "No," then enter dates needed:

Special comment to be listed in Banner:

Request faculty compensation in the amount of

Faculty Member Date College Dean (required) Date
 Department Head (required) Date Outreach Date
 Completed by Office use only

MAKE YOUR MISSOURI STATEMENT.

4/24/2019

Off-Campus PAF Procedures through Outreach

Academic Departments are responsible for hiring and vetting all faculty including those teaching Off-Campus courses via the application tracking system. *Outreach generally only pays for per course instructors for courses offered at our satellite locations.*

Each semester, the **Off-Campus Proposal Form(s)** should be submitted to Outreach during the early construction period. Any compensation requested **MUST** be noted on the **Off-Campus Proposal Form** at that time.

Departments requesting Outreach funding for per course instructors are to complete the **BearPAF** which can be accessed through My.Missouristate.edu portal. Departments are required to use their own department FOAP number. If your department is requesting funding from Outreach, you will need to click on the Outreach button so that the PAF is then routed to Outreach for review. Current PAF procedures can be found on the [Human Resources](#) Web site.

If you are requesting Outreach funding, it is important that all Off-Campus PAF's arrive in Outreach prior to the semester, so that we can budget accordingly for reimbursement. Once funding is approved by Associate Provost for Access & Outreach, all PAF funding is tracked on a spreadsheet by semester.

NOTE: If you're requesting Outreach funding reimbursement, you must check the **Outreach** box when submitting the PAF.

As per University procedure, at the end of each semester the spreadsheet, copies of PAFs, and matching proposals are sent to the Outreach budget officer. The budget officer works with the Provost office for approval. Once the Provost office approves funding, the budget officer submits paperwork to transfer funds directly to each college budget for reimbursement of Off-Campus instructors after the semester has ended.

Section #s Classroom-to -Classroom Conferencing	Face-to-face Traditional Off-campus	Web Conferencing (remote)	Campus
<i>CE Code L</i>	<i>CE Code M</i>	<i>CE Code R</i>	<i>(Campus Code in Banner)</i>
802 (800, 804)			Springfield (S)
810	816	810	Lebanon (L)
811, 823	823	811	Mountain Grove (G)
812	812	812	Nevada (D)
814	825	814	Neosho (N)
815	833, 834	815	West Plains (W)
818	818	818	Waynesville (2)
817	817	817	Camdenton (6)
860	860	860	Cassville (K)
828			Northeast Oklahoma (O)
		854	Various Locations (Zoom Remote Users only) (Z)

Listed are the section numbers this procedure applies to: The CE/session code L represents Classroom conferencing classes. CE/session code M represents off-campus face-to-face and blended classes. CE/session code R represents web conferencing courses with no physical location.

En-Route Compensation for Faculty through Outreach

Compensation for windshield time *is only paid to faculty*, who travel and support students in the rural areas of Missouri for the Off-Campus/Distance Learning Program.

Near the end of each semester Outreach will email instructors to inquire about travel they completed during the semester. They will receive a **Trip Certification In-Service Course** form at this time. This form is used to track number of trips taken to specific campuses. When completing this form, please note that each trip must be allocated to a specific class and section by request of the Provost office.

Spring and Fall **Trip Certification** forms require the signature of your Department Head. In order to expedite this process, please obtain that signature before sending forms to Outreach. Summer **Trip Certification** forms require the signature of your College Dean. Again, please obtain that signature before sending forms to Outreach. Trip certification compensations are processed once a month and are direct deposited with month end payroll.

According to University policy, travel reimbursement requests must be submitted within two weeks of the end of each semester. The due date and location to send original signature forms is included in the end of semester correspondence from Outreach. Academic Outreach will process these forms as they are received at the end of the semester. We will process the PAF and will forward to the Provost's Office for additional authorization.

Access & Outreach would like to thank you for your support of the Off-Campus/Distance Learning Program. If you have questions, concerns, or suggestions, please contact us at 836-3188.

Travel Expense Reports Help Sheet

This sheet reflects some helpful reminders when submitting a travel expense report. Full policies are available on the Financial Services website.

Outreach reimburses faculty for travel to off-site campuses for teaching. Travel is not generally reimbursed to Per Course Instructors.

All claims for reimbursement for travel are made on a [Travel Expense Report Form](#).

Before submitting, make sure you have:

- Your M number
- Original signatures
- Complete the Business Purpose section, including course code and section numbers
- Departure/arrival times
- FOAP – Outreach will fill this in if this is approved travel
- Due to budget allocations Off-Campus travel must be submitted on separate forms.
- Mileage – Remember that Financial Services staff use MapQuest to check distance <http://www.mapquest.com/> and the Springfield start address must be the University and not your home.
- Mileage Rates – The University goes by the date of travel and the rate for that particular time. New rates are updated July 1st of each year. http://www.missouristate.edu/policy/Op8_22_5_MileageReimbursementRates.htm

Helpful Information:

- In order to expedite the process, you can sign up for direct deposit, through My.MissouriState.edu.
- Non-Direct Deposit Reimbursements: Once forms are processed in Outreach, they are forwarded to Financial Services for processing. Checks are mailed to the address on the system and are generally received within 7-10 business days.
- According to University policy, travel reimbursement requests must be submitted within two weeks of the end of each semester. The due date and location to send original signature forms is all included in the email.

Travel Expense Report

This form can be downloaded at

https://apps.missouristate.edu/financialservices/Forms/Travel/travel_expense_report_edit.pdf



Missouri State University
TRAVEL EXPENSE REPORT

PLEASE TYPE

Page ___ of ___

Please use Internet Explorer to download this form!

EMPLOYEE NAME (LAST, FIRST)	Bearpass#	FOR MONTH OF _____ 20__
SEND BY DIRECT DEPOSIT* YES <input type="checkbox"/> NO <input type="checkbox"/>	SIGN UP HERE Employee/Student Only	DEPARTMENT NAME
ADDRESS	FUND	ORG
	PROG	ACTIVITY
		LOCATION

DESTINATION	FINANCIAL SERVICES USE ONLY	Verified by and date _____
BUSINESS PURPOSE (include list of people traveling)	TRAVEL REQUEST NUMBER	
		\$_____
		\$_____
		\$_____

GRANT EXPENSES: Attach documentation of how this meets scope of project.

DATE	FROM/TO	DEP. TIME	ARR. TIME	MILES	73000 BKFST	73000 LUNCH	73000 DINNER	73001 HOTEL	73004 BUS/RR/AIR	LIST MISC. BELOW	TOTAL	
											\$0.00	
											\$0.00	
											\$0.00	
											\$0.00	
											\$0.00	
											\$0.00	
											\$0.00	
											\$0.00	
											\$0.00	
											\$0.00	
											\$0.00	
											\$0.00	
											\$0.00	
											\$0.00	
											\$0.00	
											\$0.00	
											\$0.00	
											\$0.00	
											\$0.00	
											\$0.00	
											\$0.00	
											\$0.00	
											\$0.00	
FORWARD FROM ADDITIONAL SHEETS →											\$0.00	
TOTALS OF ABOVE →					0	\$0.00	\$0.00	\$0.00	\$0.00	\$0.00	\$0.00	\$0.00
73002 TOTAL MILES →					0		AT			cents per mile	\$0.00	
TOTAL REIMBURSABLE EXPENSE →											\$0.00	

EXPLANATION OF MISCELLANEOUS CHARGES

DATE	EXPLANATION	\$	DATE	EXPLANATION	\$

I affirm the above claim is correct, that payment has been made from personal funds and that I have not been reimbursed. I further affirm that I have not received and will not receive from any other source whatsoever any payment or any partial payment except as provided by law.

CLAIMANT SIGNATURE	APPROVER PRINT NAME	SIGNATURE
<input type="checkbox"/> Initial to certify there are no alcohol purchases included in the reimbursement from a University Account.		
TITLE	TITLE	DATE APPROVED

Who We Are – Areas We Serve

Missouri State Outreach strives to provide educational opportunities to underserved communities. One of the ways this is accomplished is through technology based conferencing courses and off-campus programs. Outreach looks to partner primarily with rural area community colleges in order to provide degree completion and graduate programs.

We are currently serving the following areas:

Crowder College Cassville Campus
4020 N. Main Street
Cassville, MO 65625

Missouri State – Camdenton
Public Safety Training Center
35 College Street
Camdenton, MO 65020

OTC Lebanon Center
22360 Hwy MM
Lebanon, MO 65536

Missouri State Outreach - Mountain Grove
401 East 17th Street
Mountain Grove, MO 65711

Northeastern Oklahoma A&M
2001 Street Northeast
Miami, Oklahoma 74354

Crowder College - Neosho
601 Laclede Avenue
Neosho, MO 64850

Crowder College Nevada Campus
600 W. Edwards St.
Nevada, MO 64772

OTC – Waynesville
600 GW Lane
Waynesville, MO 65583

Missouri State University Outreach
603 West Main Street
West Plains, MO 65775

A more detailed look at the individual campuses and the communities in which they are based can be found on the following pages.

Cassville

Missouri State University has exclusive access to one conferencing technology equipped classroom on the Crowder College campus in Cassville, Missouri. MSU began offering courses in Cassville in 2012. The Cassville Campus of Crowder College has roughly 400 students pursuing associates degrees.

Crowder College - Cassville

Associate of Arts Degrees offered:

Business Administration

Criminal Justice

General Studies

History

Nursing

Psychology

Teaching (Elementary and Secondary Education)

Missouri State University currently offers the following degree completion opportunities at this campus:

- Bachelor of General Studies
- Bachelor of Science in Elementary Education

Popular online degree options:

- Bachelor of Applied Science in Technology Management
- Bachelor of Science in Nursing
- Bachelor of Science in General Business

Cassville – Demographic Thumbnail

Cassville Population in 2014: **3,287** (92% urban, 8% rural). Population change since 2000: +13.7%

Barry County Population in 2016: **35,912**

Males: 1,584 (48.2%)
Females: 1,703 (51.8%)
Median resident age: 37.1 years
Missouri median age: 38.4 years

Estimated **median household income** in 2016: **\$34,572** (it was \$27,351 in 2000)

Cassville: \$34,572
MO: \$51,746

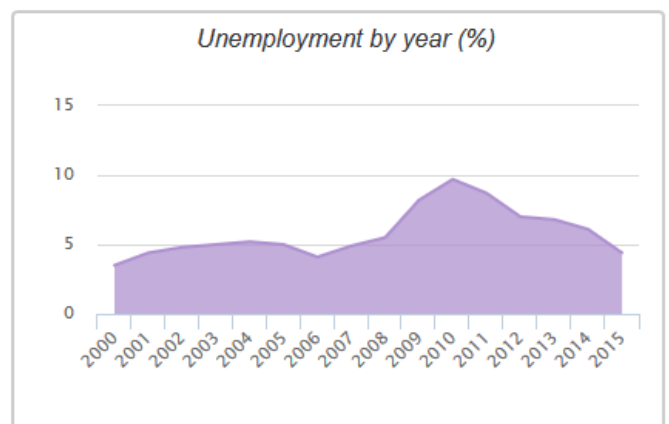
Estimated **per capita income** in 2016: **\$18,652** (it was \$16,660 in 2000)

For population 25 years and over in Cassville:

High school or higher: 87.4%
Bachelor's degree or higher: 18.6%
Graduate or professional degree: 9.9%
Unemployed: 8.1%
Mean travel time to work (commute): 13.8 minutes

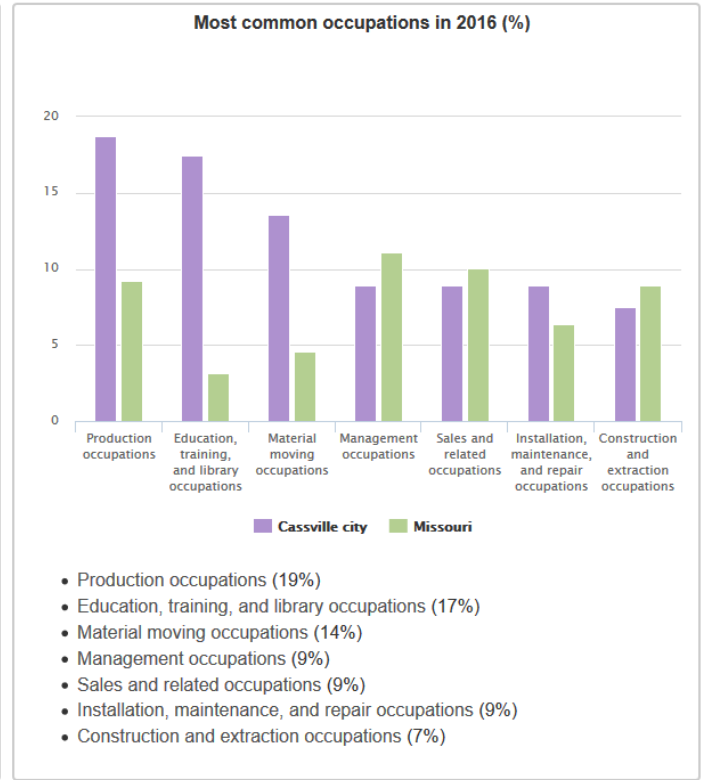
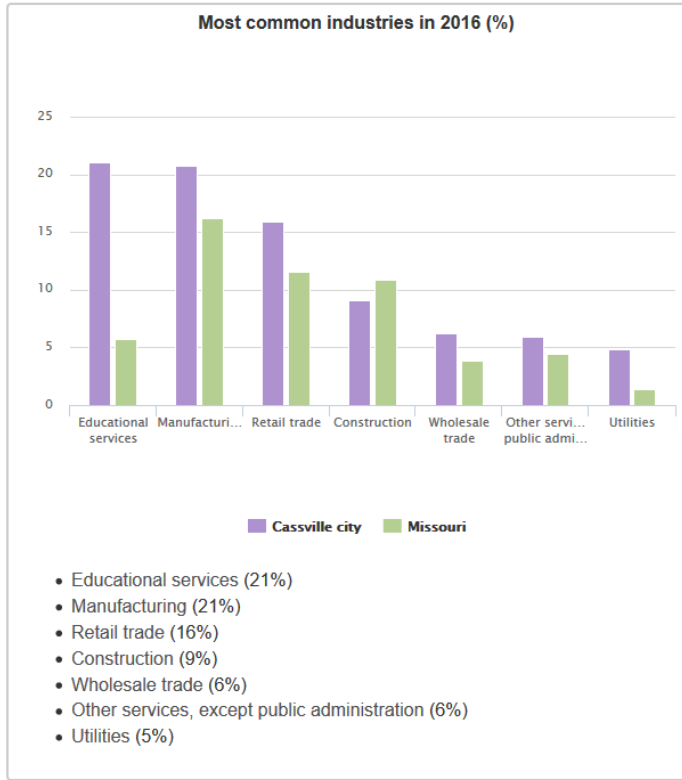
Unemployment in September 2015:

Cassville: 4.4%
Missouri: 4.5%

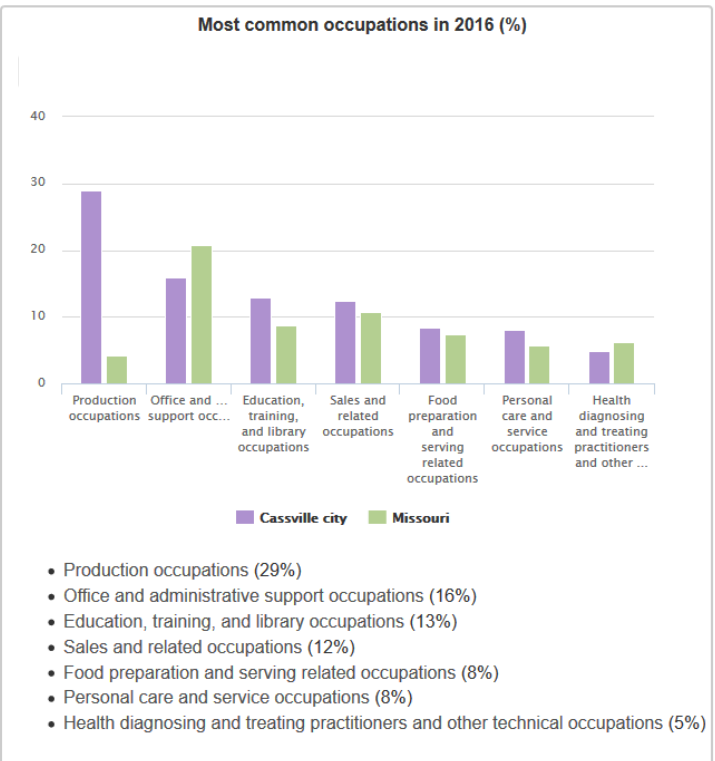
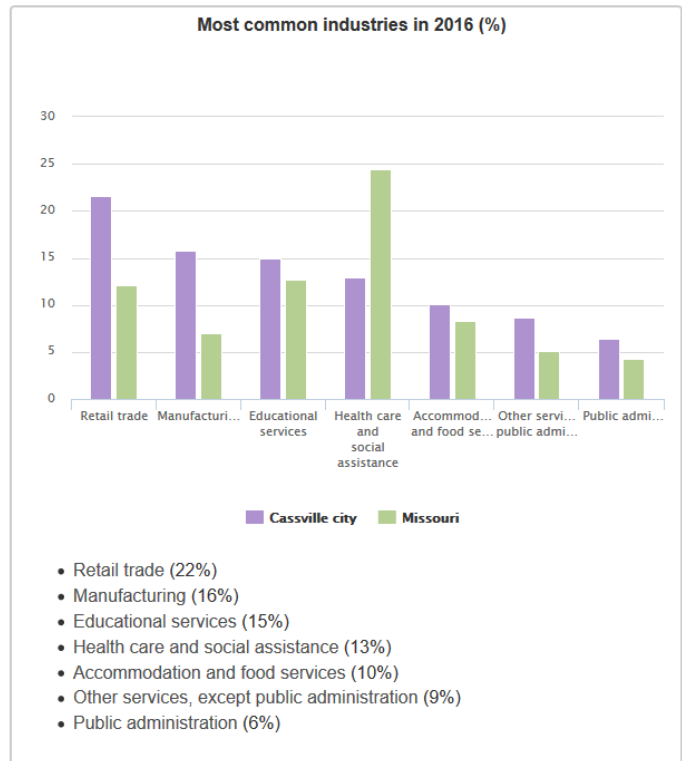


Most Common Industries and Occupations by Gender – Cassville

Males:

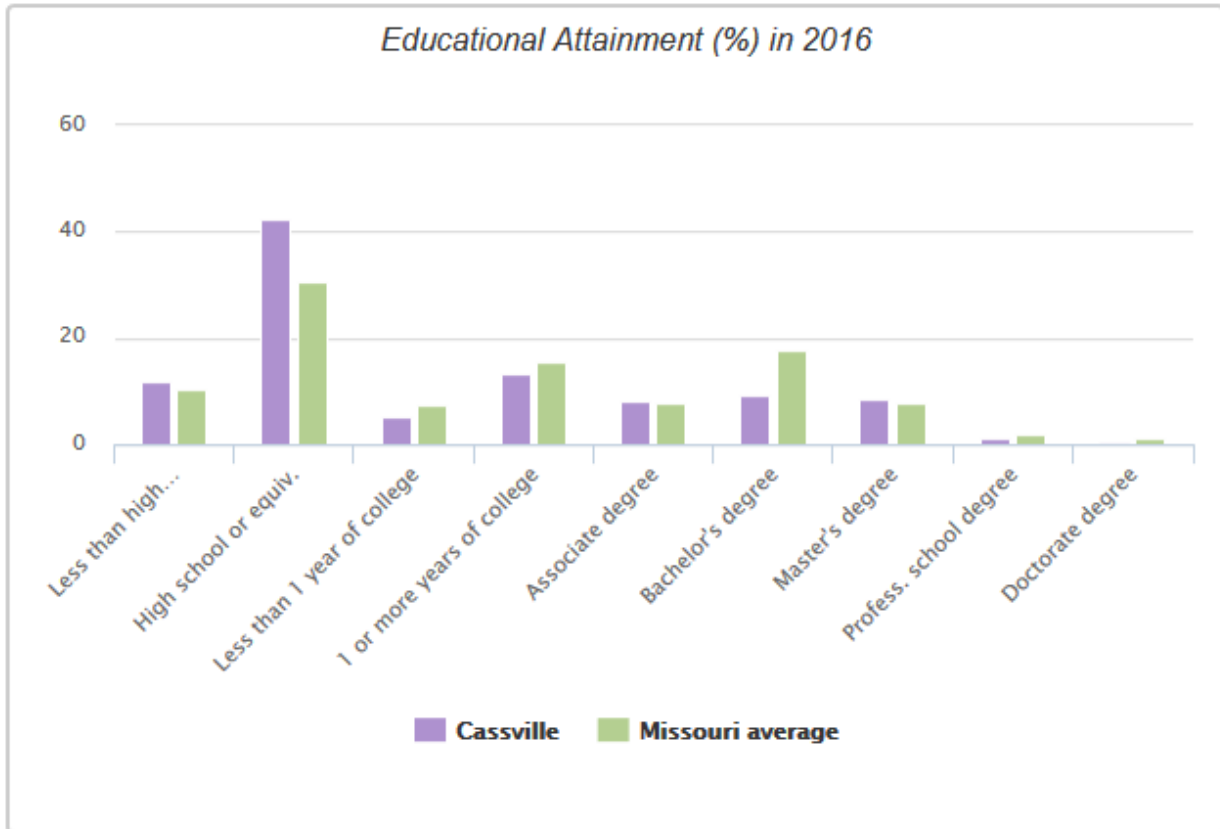


Females:



Cassville compared to Missouri state average:

- Unemployed percentage below state average.
- Black race population percentage significantly below state average.
- Median age above state average.
- Length of stay since moving in significantly below state average.
- Institutionalized population percentage above state average.



Source: <http://www.city-data.com/>

Camdenton

Missouri State operates the Public Safety Training Center and an Outreach location in Camdenton. This location is primarily used for non-credit training. However, there are four conferencing technology equipped classrooms at this location that can be utilized for degree programs. State Fair Community College – Lake of the Ozarks Campus is nearby. There are approximately 400 associate’s degree students at that location.

Missouri State University currently offers the following degree completion opportunities at this campus:

- Bachelor of General Studies
- Bachelor of Science in Elementary Education

Camdenton – Demographic Thumbnail

Camdenton Population in 2014: **3,844** (87% urban, 13% rural). Population change since 2000: +38.3%

Camden County Population – 44,394

Males: 1,615 (42.0%)

Females: 2,229 (58%)

Median resident age: 32.9 years

Missouri median age: 38.4 years

Estimated **median household income** in 2016: \$31,743 (it was \$26,649 in 2000)

Camdenton: \$31,743

MO: \$51,746

Estimated **per capita income** in 2016: **\$15,296** (it was \$14,040 in 2000)

For population 25 years and over in Camdenton:

High school or higher: 79.7%

Bachelor's degree or higher: 14.1%

Graduate or professional degree: 3.3%

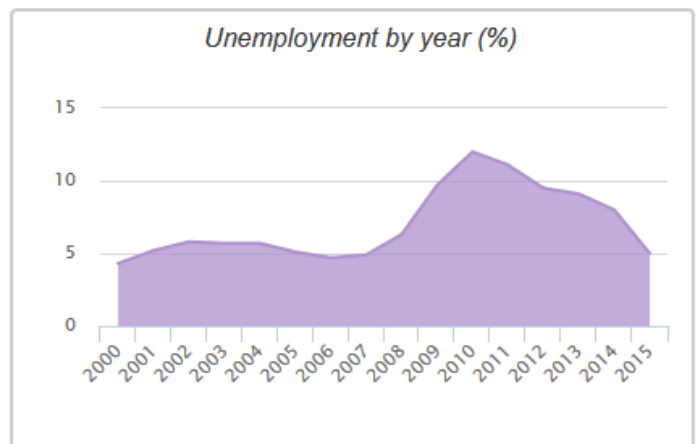
Unemployed: 7.1%

Mean travel time to work (commute): 16.7 minutes

Unemployment in September 2015:

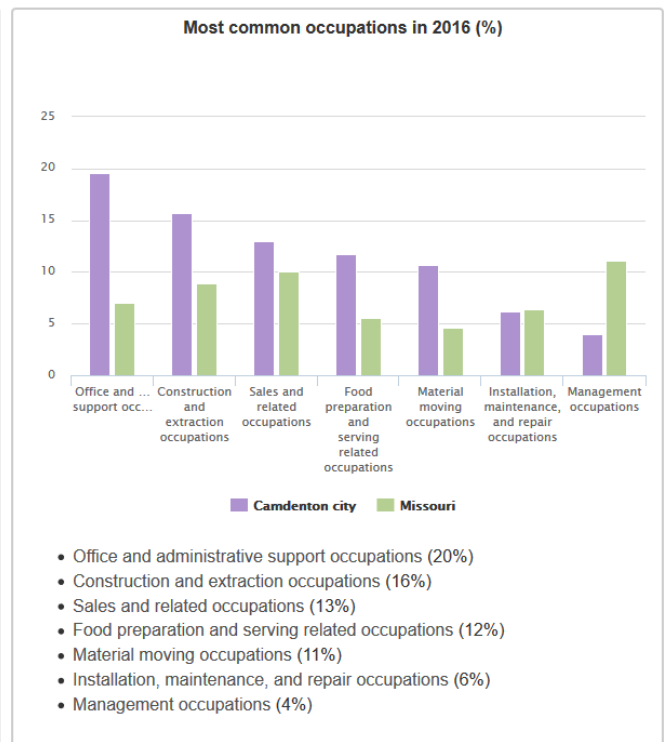
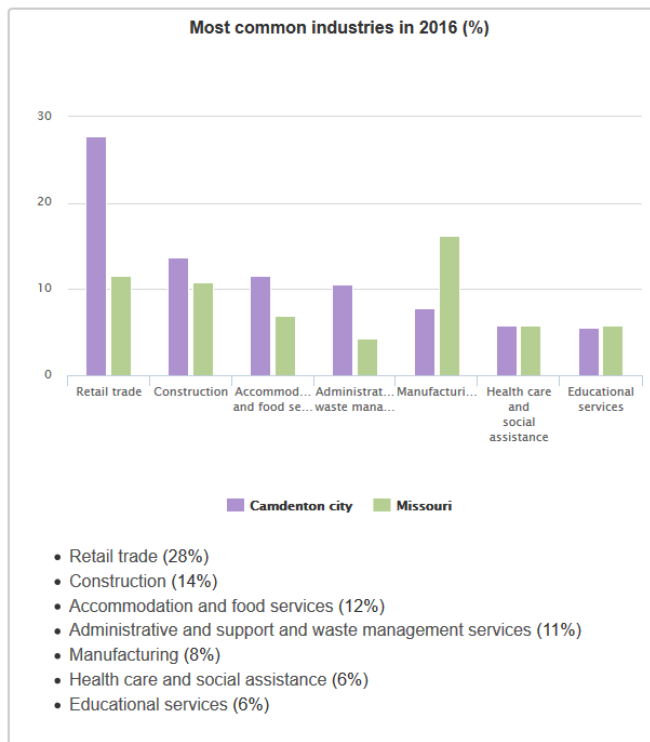
Camdenton: 5.0%

Missouri: 4.5%

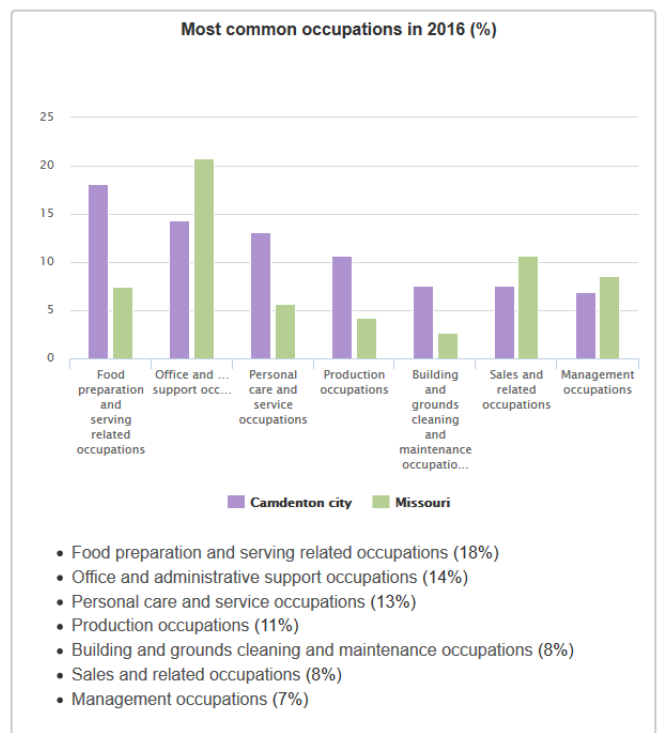
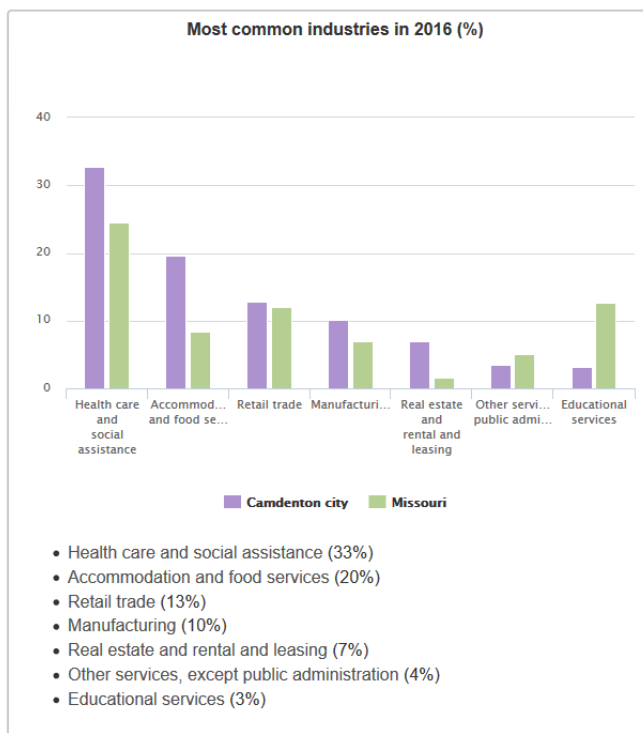


Most Common Industries and Occupations by Gender – Camdenton

Males:

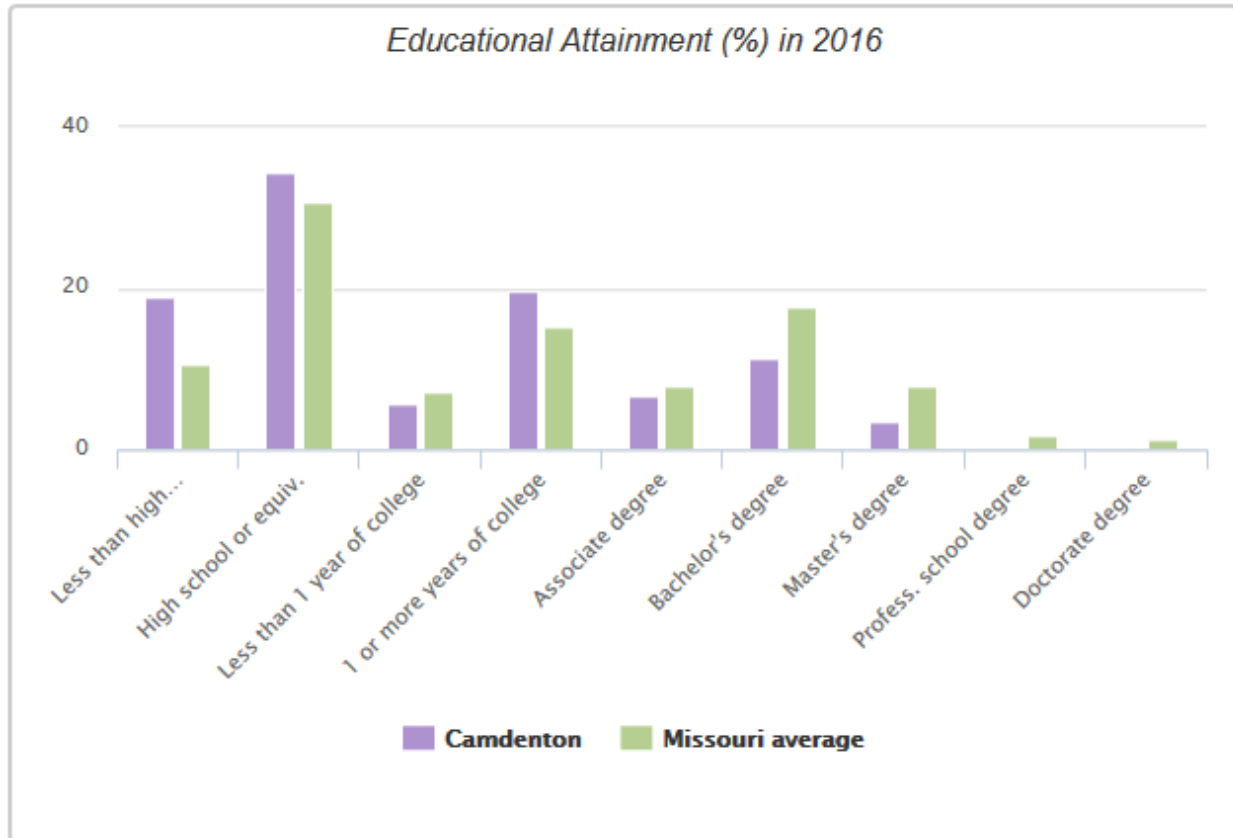


Females:



Camdenton compared to Missouri state average:

- Median household income below state average.
- Unemployed percentage below state average.
- Black race population percentage significantly below state average.
- Length of stay since moving in significantly below state average.



Source: <http://www.city-data.com/>

Lebanon

Missouri State University has three classrooms on the OTC – Lebanon campus, two of which are equipped with conferencing technology. MSU has been offering degree completion programs in Lebanon since 1998. We began co-locating with OTC-Lebanon in 2013. OTC – Lebanon has approximately 500 students seeking associates degrees.

OTC - Lebanon Center

Associate of Arts Degrees offered:

Transfer degree

Teaching

Business and Marketing

Early Childhood Development

Industrial Maintenance Technology

Machine Tool Technology

Manufacturing Technology

Missouri State University currently offers the following degree completion opportunities at this campus:

- Bachelor of General Studies
- Bachelor of Science in Elementary Education

Lebanon – Demographic Thumbnail

Population in 2014: **14,650** (95% urban, 5% rural). Population change since 2000: +20.5%

Laclede County population in 2016: **35,700**

Males: 7,099 (48.5%)

Females: 7,551 (51.5%)

Median resident age: 37.8 years

Missouri median age: 38.4 years

Estimated **median household income** in 2013: **\$32,789** (it was \$27,668 in 2000)

Lebanon: \$32,789

MO: \$51,746

Estimated **per capita income** in 2016: **\$19,235** (it was \$16,636 in 2000)

For population 25 years and over in Lebanon:

High school or higher: 80.8%

Bachelor's degree or higher: 12.2%

Graduate or professional degree: 3.9%

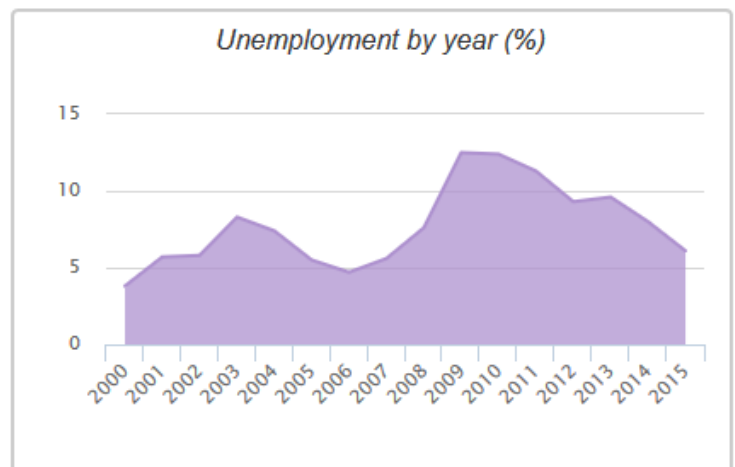
Unemployed: 5.1%

Mean travel time to work (commute): 17.2 minutes

Unemployment in September 2015:

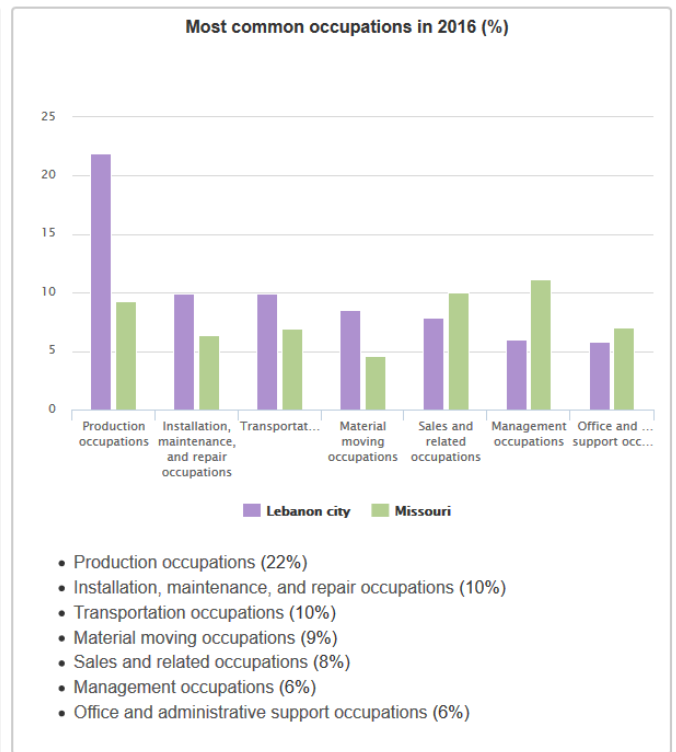
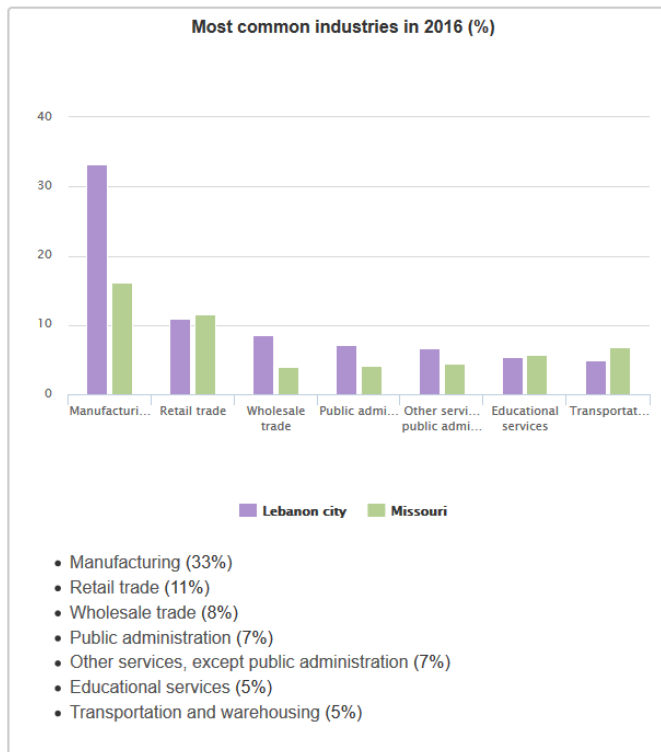
Lebanon: 6.1%

Missouri: 4.5%

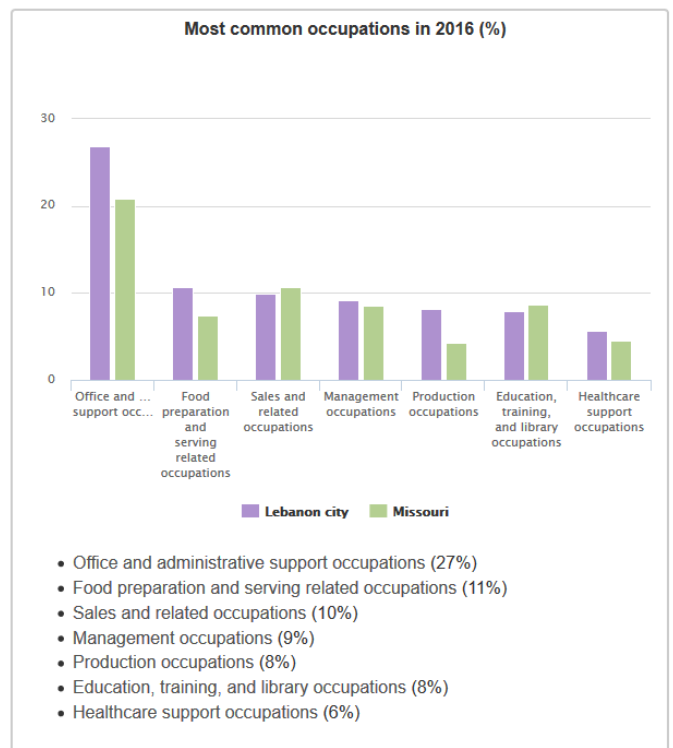
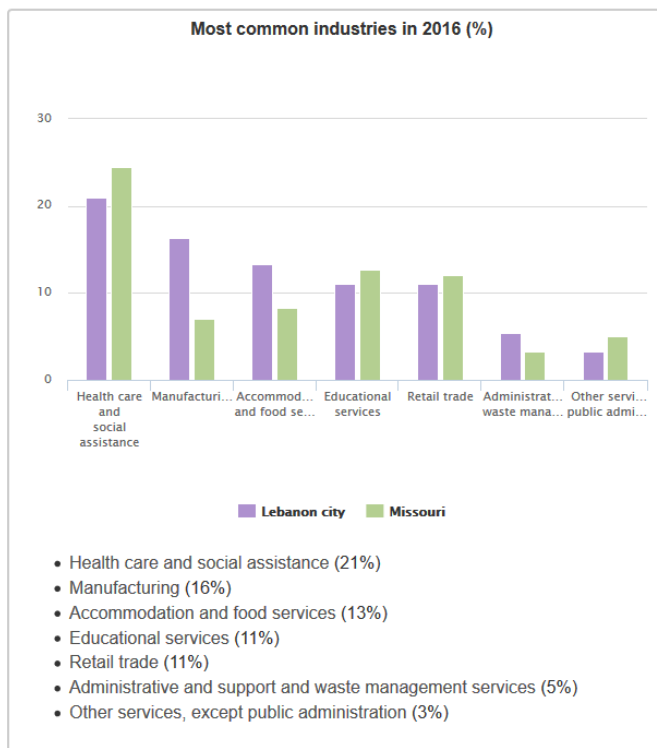


Most Common Industries and Occupations by Gender – Lebanon

Males:

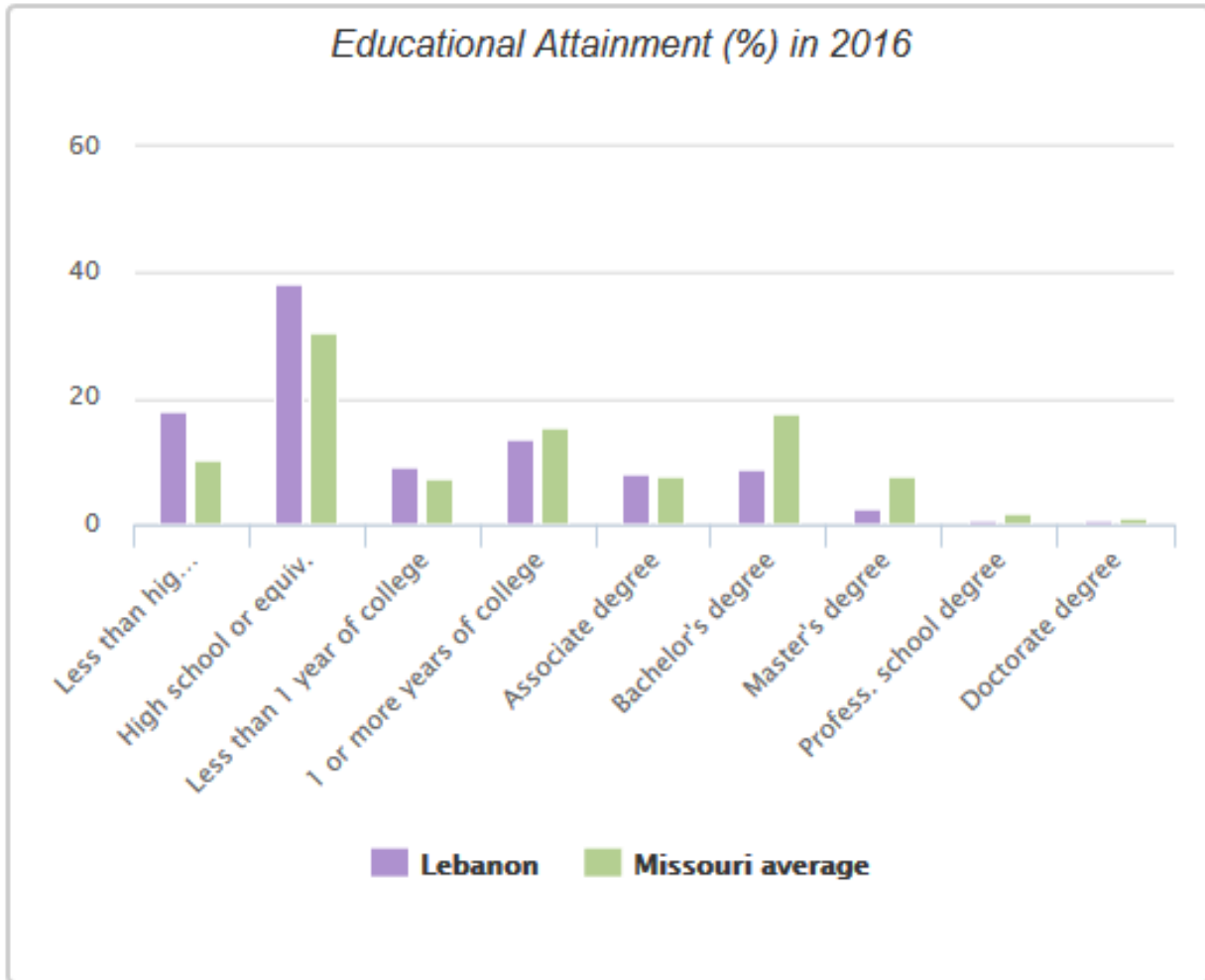


Females:



Lebanon compared to Missouri state average:

- Median household income below state average.
- Unemployed percentage significantly below state average.
- Black race population percentage significantly below state average.
- Renting percentage above state average.
- Length of stay since moving in below state average.
- Number of college students below state average.



Source: <http://www.city-data.com/>

Mountain Grove

MSU has several facilities in the Mountain Grove area including the Missouri State Fruit Experimentation Station, Missouri State Winery and Distillery, and Shannon Hall where both associates' degrees are offered as well as degree completion opportunities through Missouri State Outreach. There are approximately 65 students seeking associates degrees at the Mountain Grove campus.

Missouri State - Mountain Grove

Associate of Arts Degrees offered:

General Studies

Missouri State University currently offers the following degree completion opportunities at this campus:

- Bachelor of Applied Science in Agriculture
- Bachelor of General Studies

Mountain Grove – Demographic Thumbnail

Mountain Grove Population in 2014: **4,682** (96% urban, 4% rural). Population change since 2000: +2.4%

Wright County Population: **18,479**

Males: 2,251 (48.1%)

Females: 2,462 (51.9%)

Median resident age: 41.6 years

Missouri median age: 38.4 years

Estimated **median household income** in 2016: **\$27,362** (it was \$21,131 in 2000)

Mountain Grove: \$27,362

MO: \$51,746

Estimated **per capita income** in 2016: **\$19,257** (it was \$13,508 in 2000)

For population 25 years and over in Mountain Grove:

High school or higher: 81.1%

Bachelor's degree or higher: 9.5%

Graduate or professional degree: 4.1%

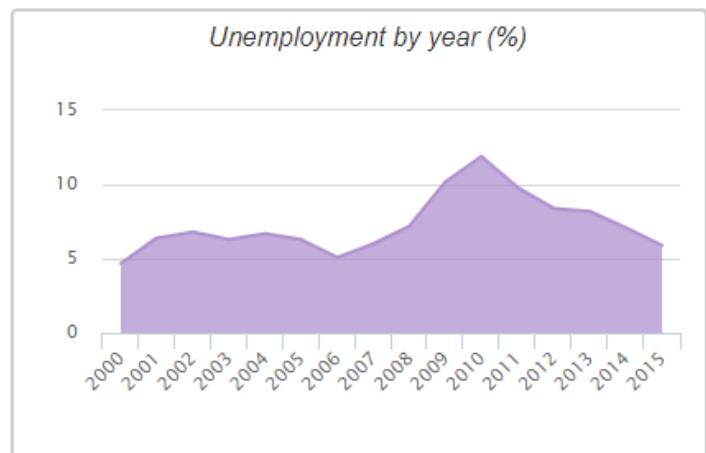
Unemployed: 9.1%

Mean travel time to work (commute): 21.5 minutes

Unemployment in September 2015:

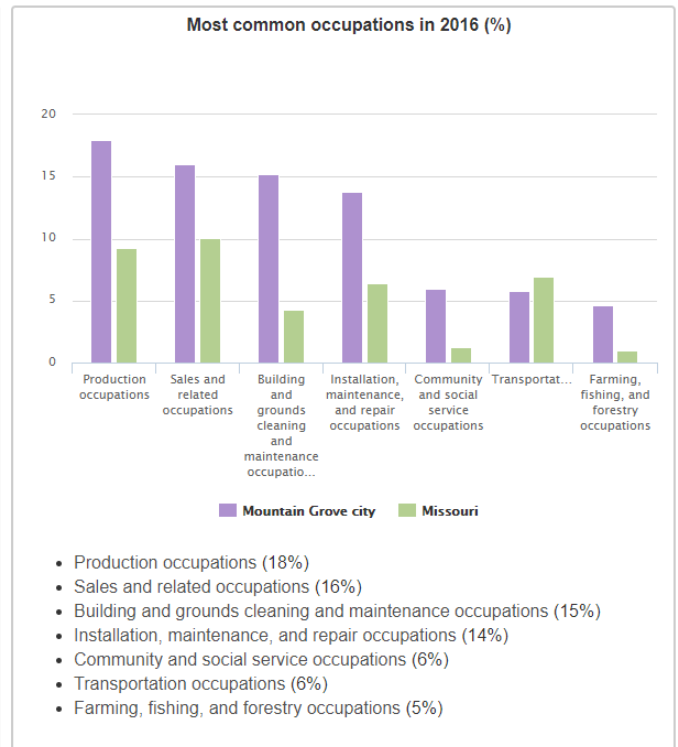
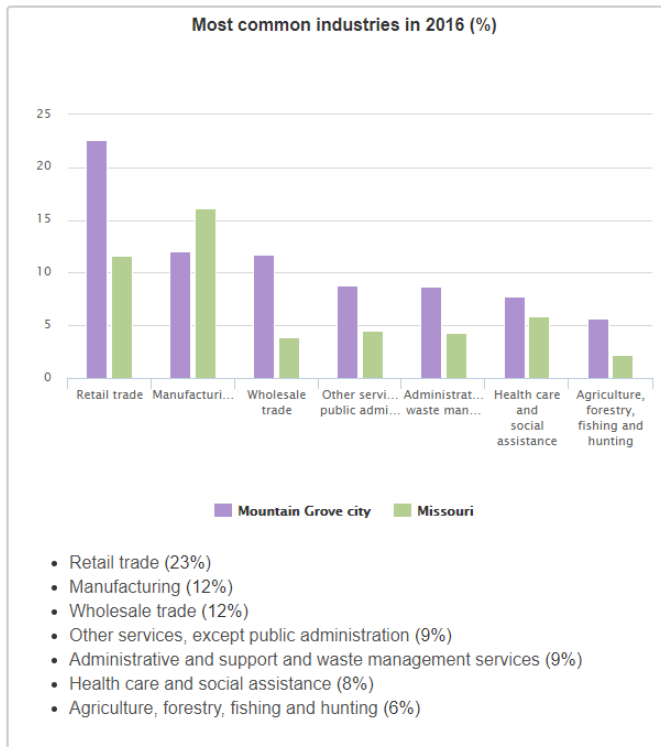
Mountain Grove: 5.9%

Missouri: 4.5%

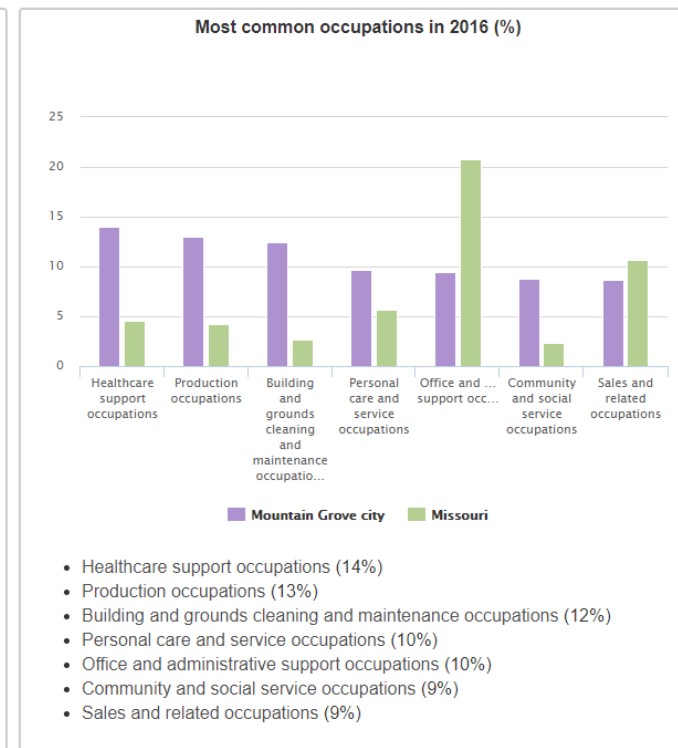
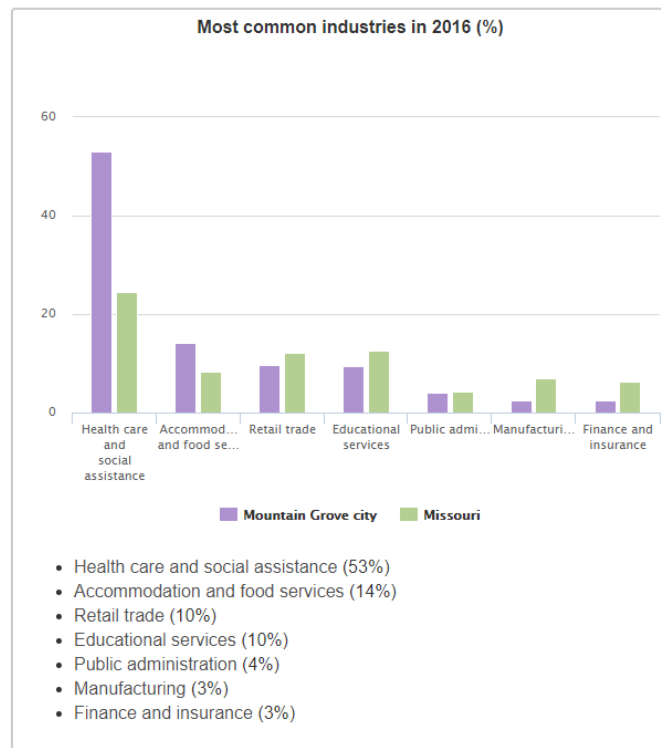


Most Common Industries and Occupations by Gender – Mountain Grove

Males:

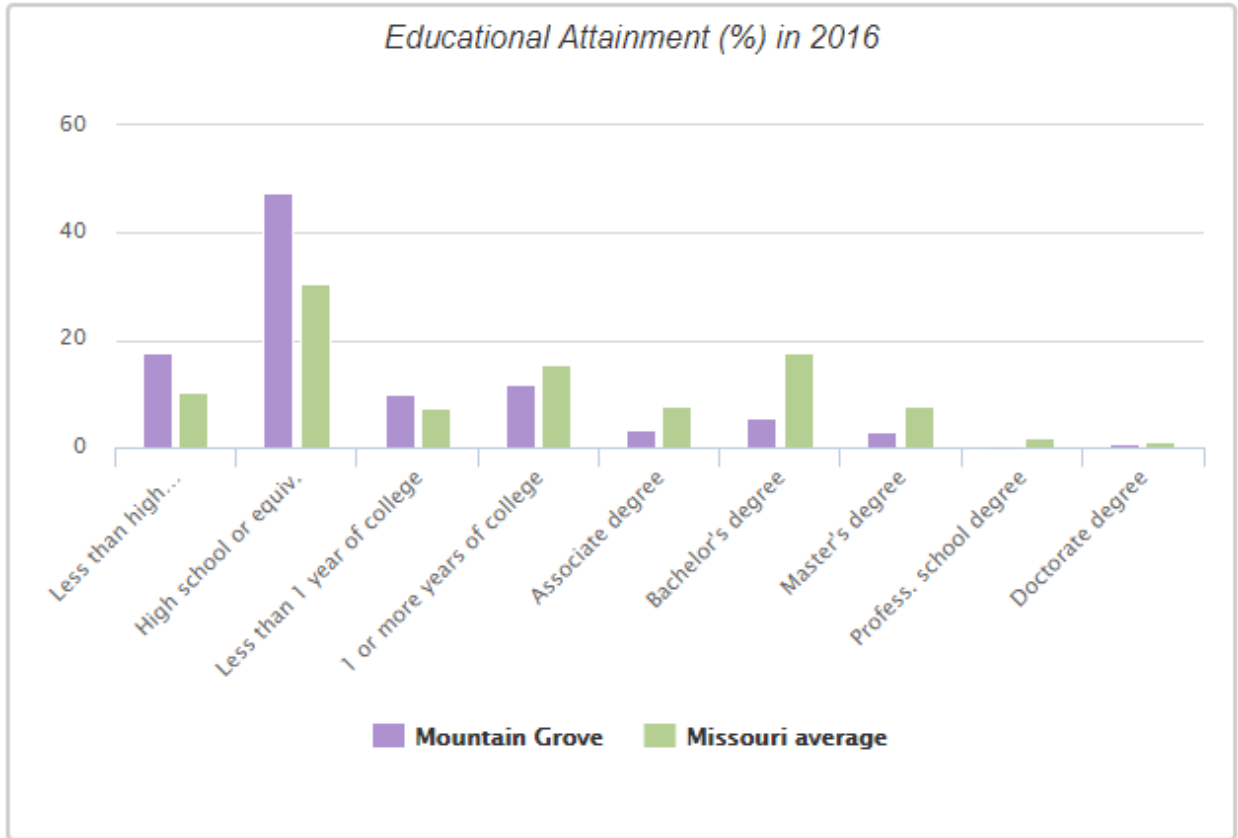


Females:



Mountain Grove compared to Missouri state average:

- Median household income below state average.
- Median house value below state average.
- Unemployed percentage below state average.
- Black race population percentage significantly below state average.
- Number of college students below state average.



Source: <http://www.city-data.com/>

Miami, OK

Missouri State University offers Degree Completion at the Northeastern Oklahoma A&M College in Miami, OK. Northeastern Oklahoma has a student population of approximately 3,100.

Northeastern Oklahoma A&M

Associate of Arts Degrees offered:

Social Work
Psychology and Sociology
Natural Resource Ecology and Management
Music Theatre
Music Performance
Music Education
Music
Mass Communication
Graphic Design
General Studies
Enterprise Development (Business and Technology)
Enterprise Development (Communication/Fine Arts)
English
Elementary Education
Early Childhood Education
Criminal Justice
Art

Missouri State University offers the following degree completion programs:

- Bachelor of Applied Science in Agriculture

Miami, OK – Demographic Thumbnail

Miami Population in 2014: **13,671** (98% urban, 2% rural). Population change since 2000: -0.2%

Ottawa County Population: **32,418**

Males: 6,599 (48.3%)

Females: 7,072 (51.7%)

Median resident age: 34.5 years

Oklahoma median age: 36.4 years

Estimated **median household income** in 2016: **\$35,501** (it was \$25,832 in 2000)

Miami: \$35,501

OK: \$49,176

Estimated **per capita income** in 2016: **\$18,053** (it was \$16,266 in 2000)

For population 25 years and over in Miami:

High school or higher: 84.7%

Bachelor's degree or higher: 15.0%

Graduate or professional degree: 5.2%

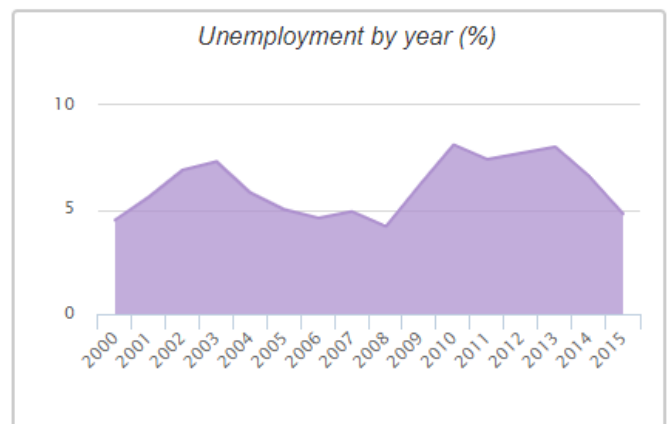
Unemployed: 6.5%

Mean travel time to work (commute): 16.9 minutes

Unemployment in September 2015:

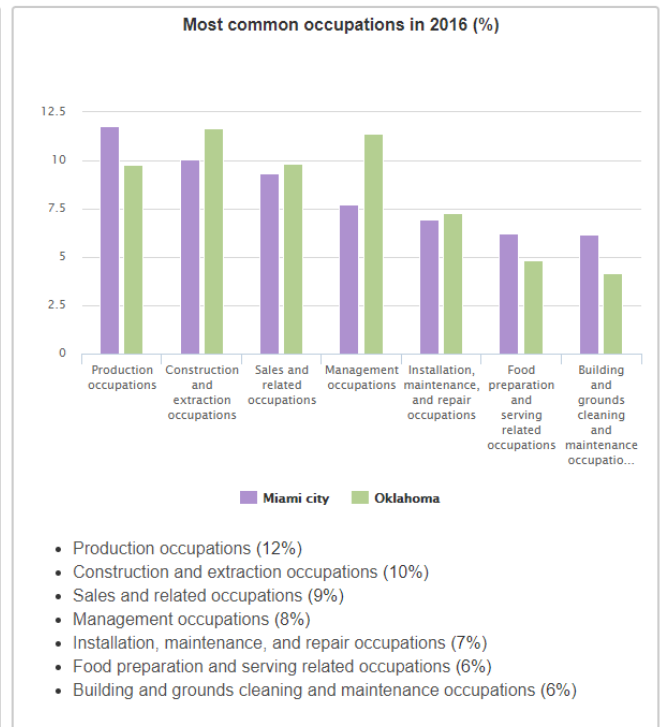
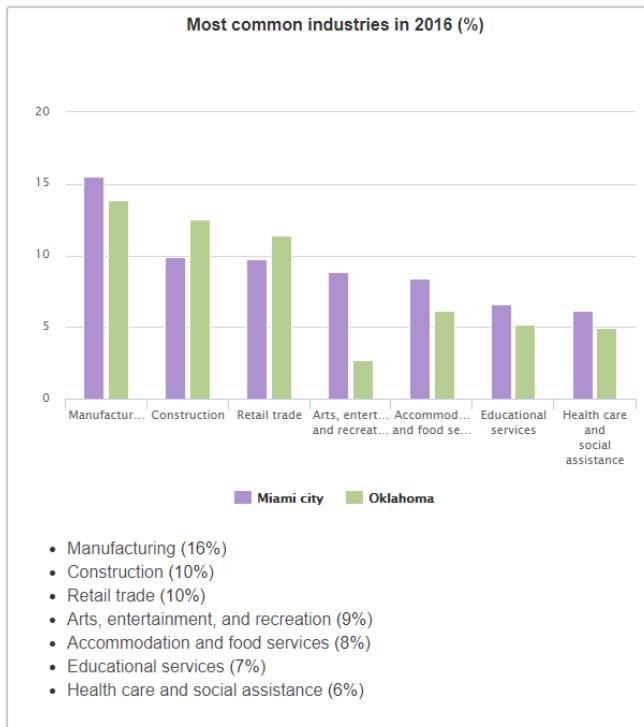
Miami: 4.8%

Oklahoma: 4.2%

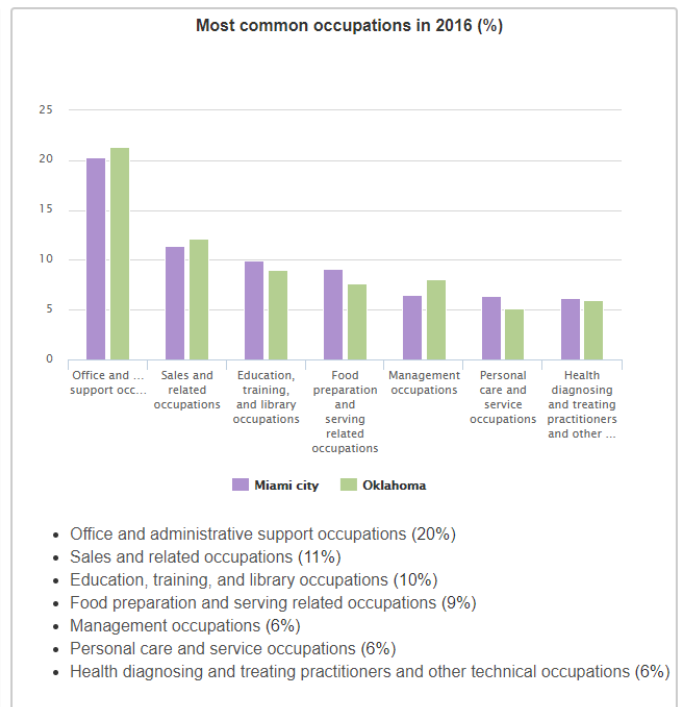
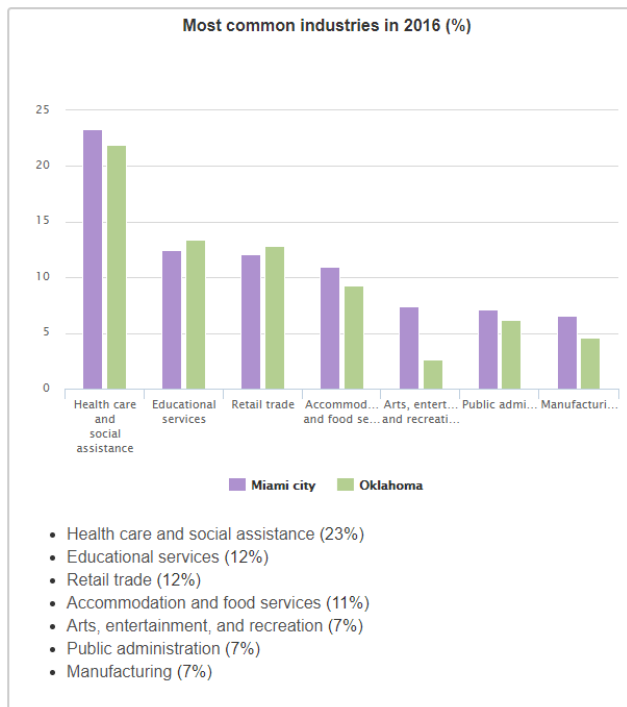


Most Common Industries and Occupations by Gender – Miami, OK

Males:

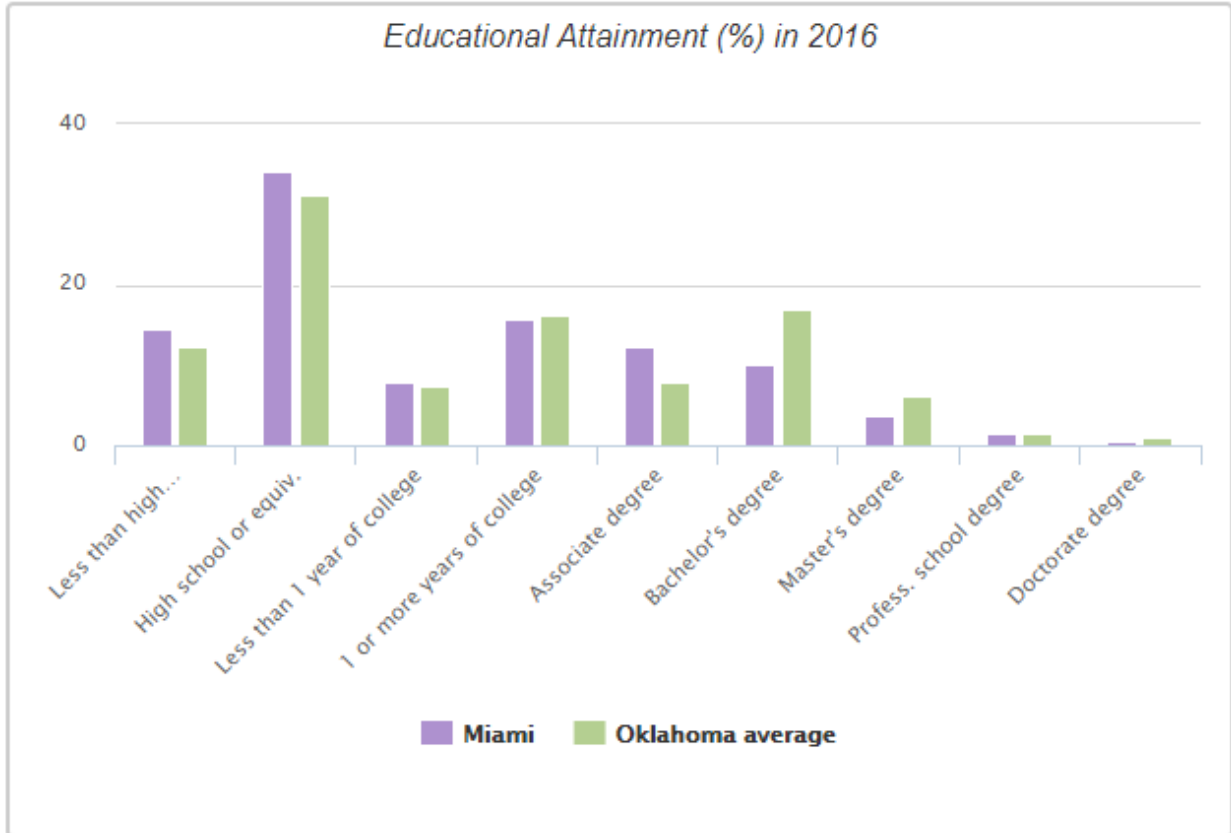


Females:



Miami compared to Oklahoma state average:

- Unemployed percentage below state average.
- Black race population percentage significantly below state average.
- Hispanic race population percentage below state average.
- Foreign-born population percentage below state average.
- House age above state average.



Source: <http://www.city-data.com/>

Neosho

Missouri State University has access two conferencing technology equipped classrooms on the Crowder College campus in Neosho, Missouri. MSU has been offering degree completion programs in Neosho since 2007. The Neosho campus of Crowder College has roughly 1,600 students seeking associates degrees, with an additional 1,200 online students.

Crowder College - Neosho

Associate of Arts Degrees offered:

Agriculture (Business, Education, Agronomy, Animal Science, Poultry Science)

Art & Design

Biology

Business Administration

Chemistry

Computer Science

Criminal Justice

General Studies

Graphic Design

History

Journalism/Public Relations

Mathematics

Music

Photography

Physical Education

Physical Sciences

Physics

Psychology (Psychology: Autism Option)

Social Work

Spanish

Theatre

Other degrees offered that have a Bachelor's option at MSU:

Teaching (AAT)

Accounting (AAS)

Management (AAS)

Construction Management (AAS)

Missouri State University currently offers the following degree completion opportunities at this campus:

- Bachelor of Applied Science in Agriculture
- Bachelor of General Studies
- Bachelor of Science in Elementary Education

Popular online degree options:

- Bachelor of Applied Science in Technology Management
- Bachelor of Science in Nursing
- Bachelor of Science in General Business

Neosho Missouri – Demographic thumbnail:

Neosho population in 2014: **12,134** (96% urban, 4% rural). Population change since 2000: +15.5%

Newton County population: **59,064**

Males: 6,117 (50.4%)

Females: 6,017 (49.6%)

Median resident age: 33.8 years

Missouri median age: 38.4 years

Estimated **median household income** in 2016: **\$37,620**
(it was \$31,225 in 2000)

For population 25 years and over in Neosho:

High school or higher: 79.5%

Bachelor's degree or higher: 15.8%

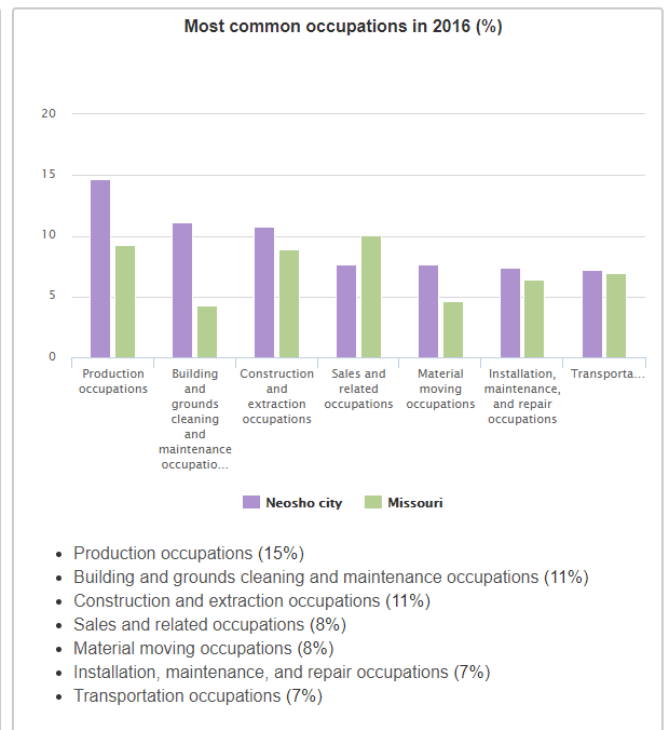
Graduate or professional degree: 6.0%

Unemployed: 5.3%

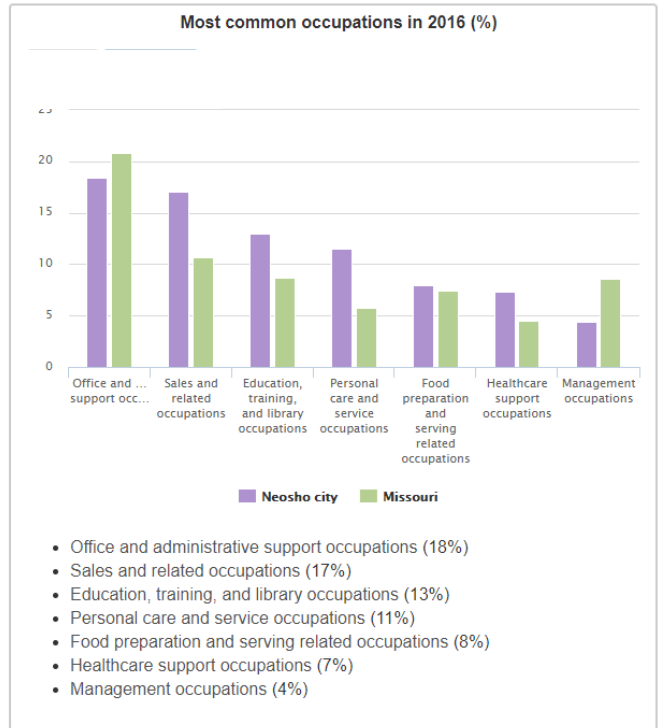
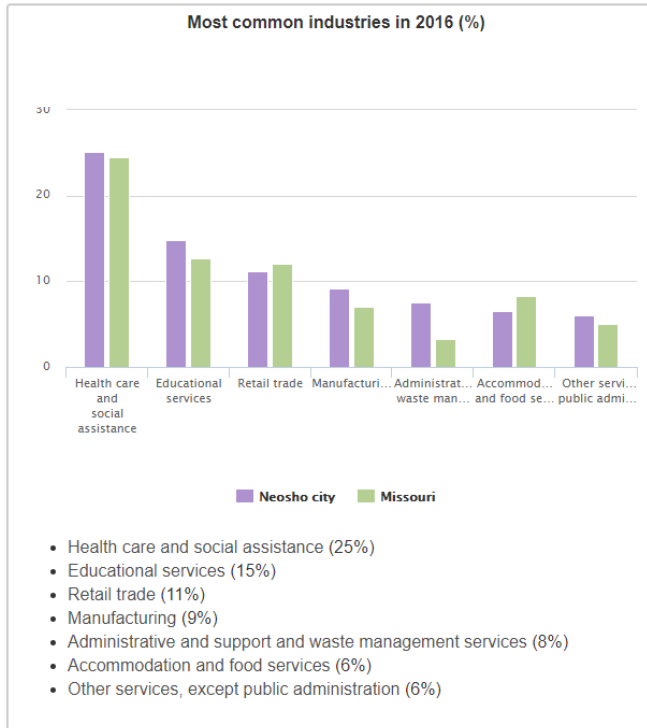


Most Common Industries and Occupations by Gender – Neosho

Males:

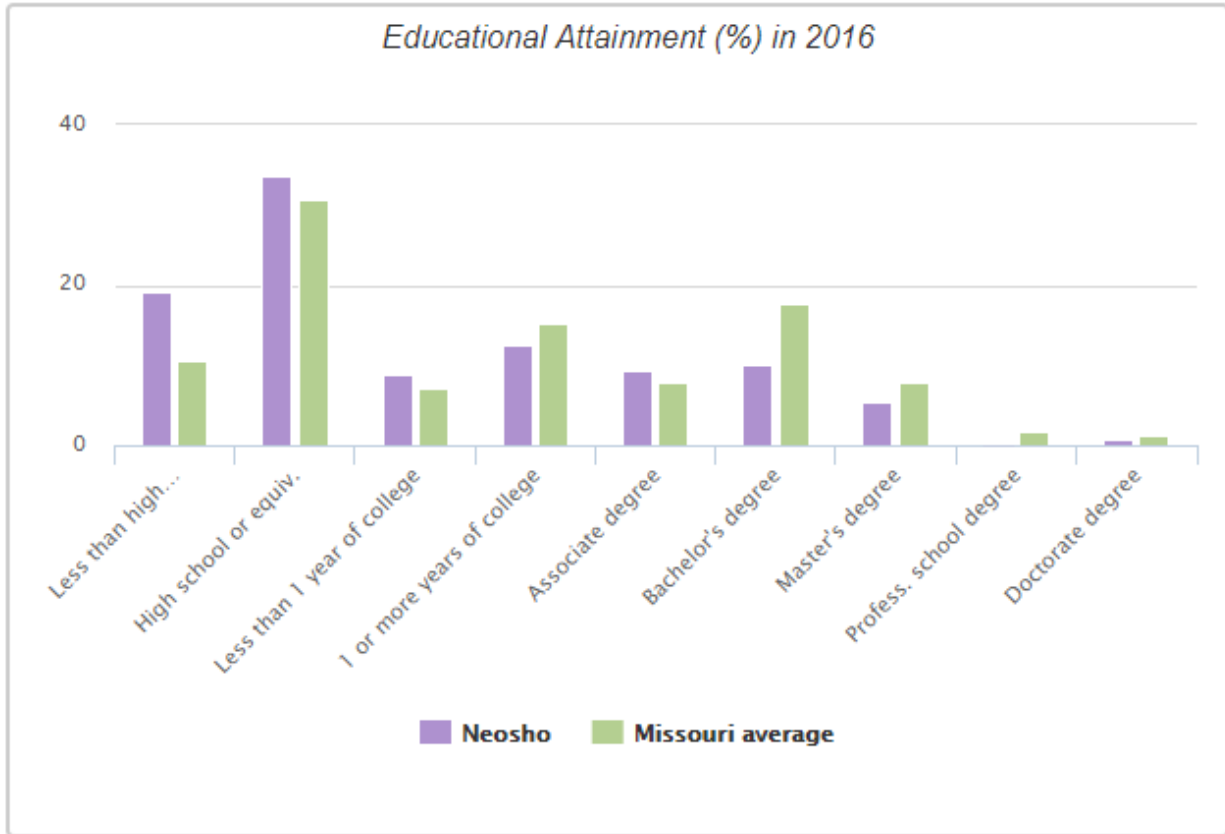


Females:



Neosho compared to Missouri state average:

- Median house value below state average.
- Unemployed percentage significantly below state average.
- Black race population percentage significantly below state average.
- Hispanic race population percentage significantly above state average.
- Foreign-born population percentage significantly above state average.
- Length of stay since moving in significantly below state average.



Source: <http://www.city-data.com/>

Nevada

Missouri State University has exclusive access to one conferencing technology equipped classroom on the Crowder College campus in Nevada, Missouri. MSU began offering courses in Nevada in 1998. The Nevada Campus of Crowder College has roughly 300 students pursuing associates degrees.

Crowder College - Nevada Campus

Associate of Arts Degrees offered:

Business Administration

Education (Elementary and Secondary)

General Studies

History

Nursing

Psychology

Missouri State University currently offers the following Degree Completion opportunities at this campus:

- Bachelor of General Studies
- Bachelor of Science in Elementary Education

Popular online degree options:

- Bachelor of Applied Science in Technology Management
- Bachelor of Science in Nursing
- Bachelor of Science in General Business

Nevada – Demographic Thumbnail

Nevada Population in 2014: **8,295** (97% urban, 3% rural). Population change since 2000: -3.6%

Vernon County population: **20,950**

Males: 3,785 (45.6%)

Females: 4,510 (54.4%)

Median resident age: 36.7 years

Missouri median age: 38.4 years

Estimated **median household income** in 2016: **\$31,029** (it was \$25,774 in 2000)

Nevada: \$31,029

MO: \$51,746

Estimated **per capita income** in 2016: **\$19,599** (it was \$15,118 in 2000)

For population 25 years and over in Nevada:

High school or higher: 89.8%

Bachelor's degree or higher: 15.3%

Graduate or professional degree: 5.9%

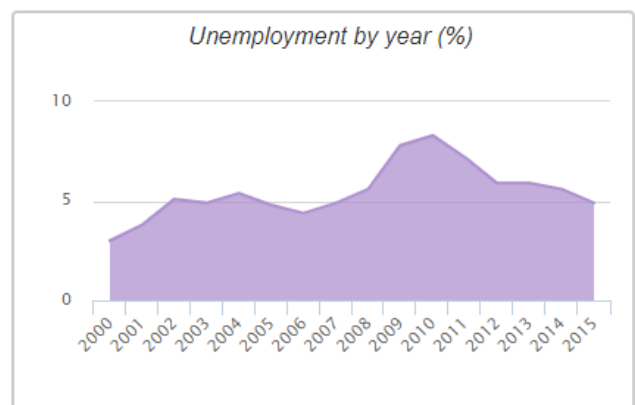
Unemployed: 6.0%

Mean travel time to work (commute): 14.8 minutes

Unemployment in September 2015:

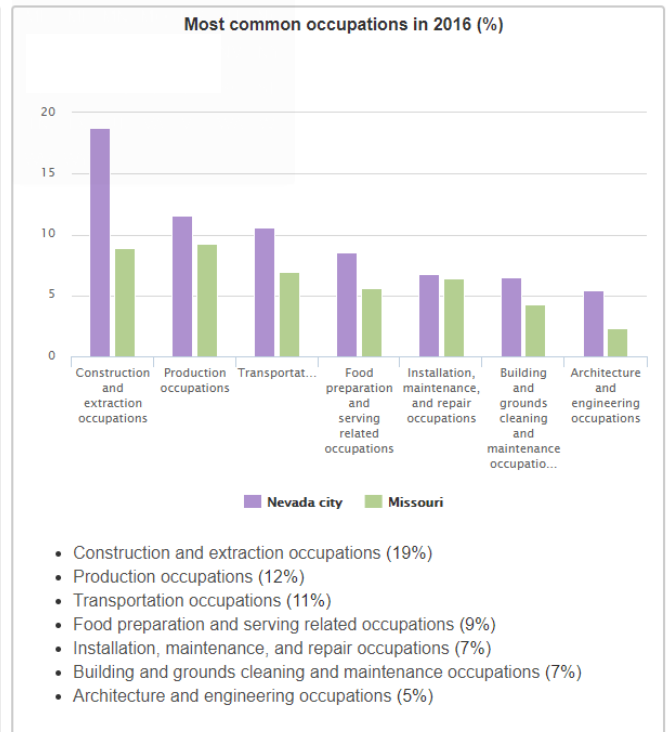
Nevada: 4.9%

Missouri: 4.5%

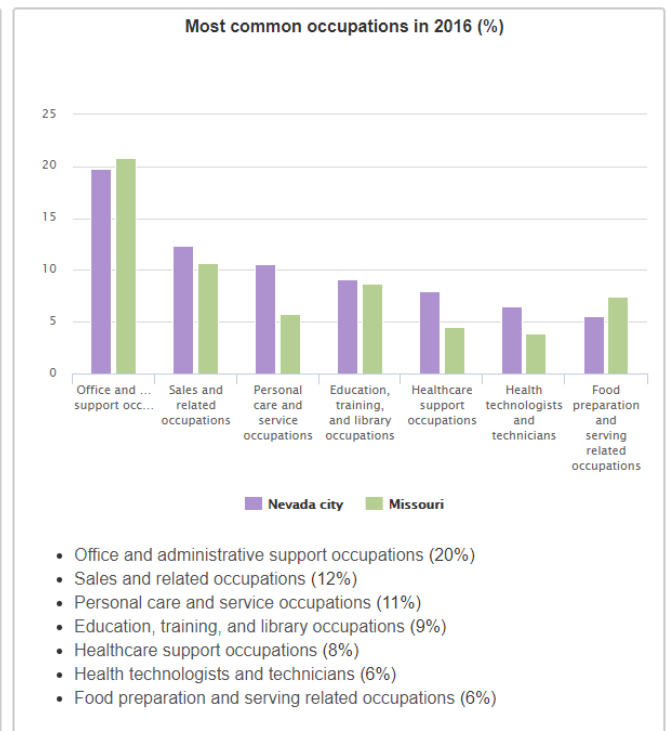
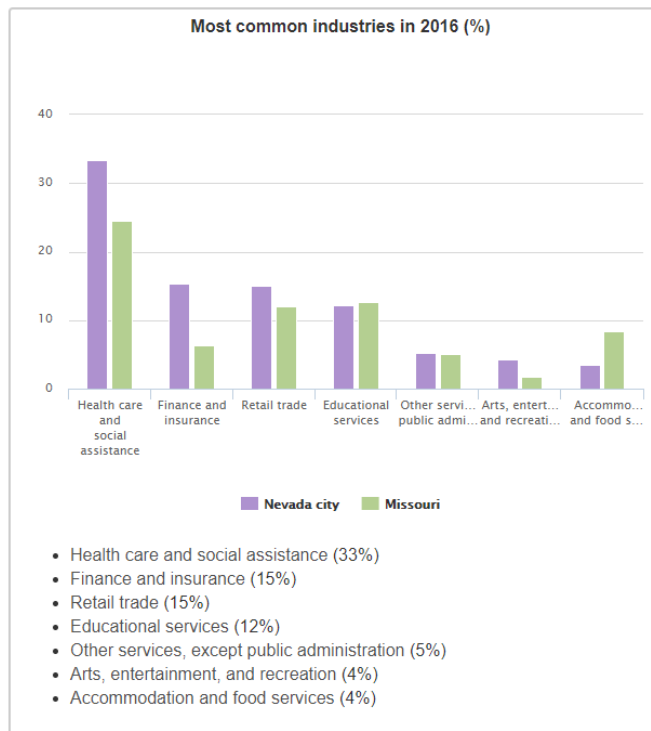


Most Common Industries and Occupations by Gender – Nevada

Males:

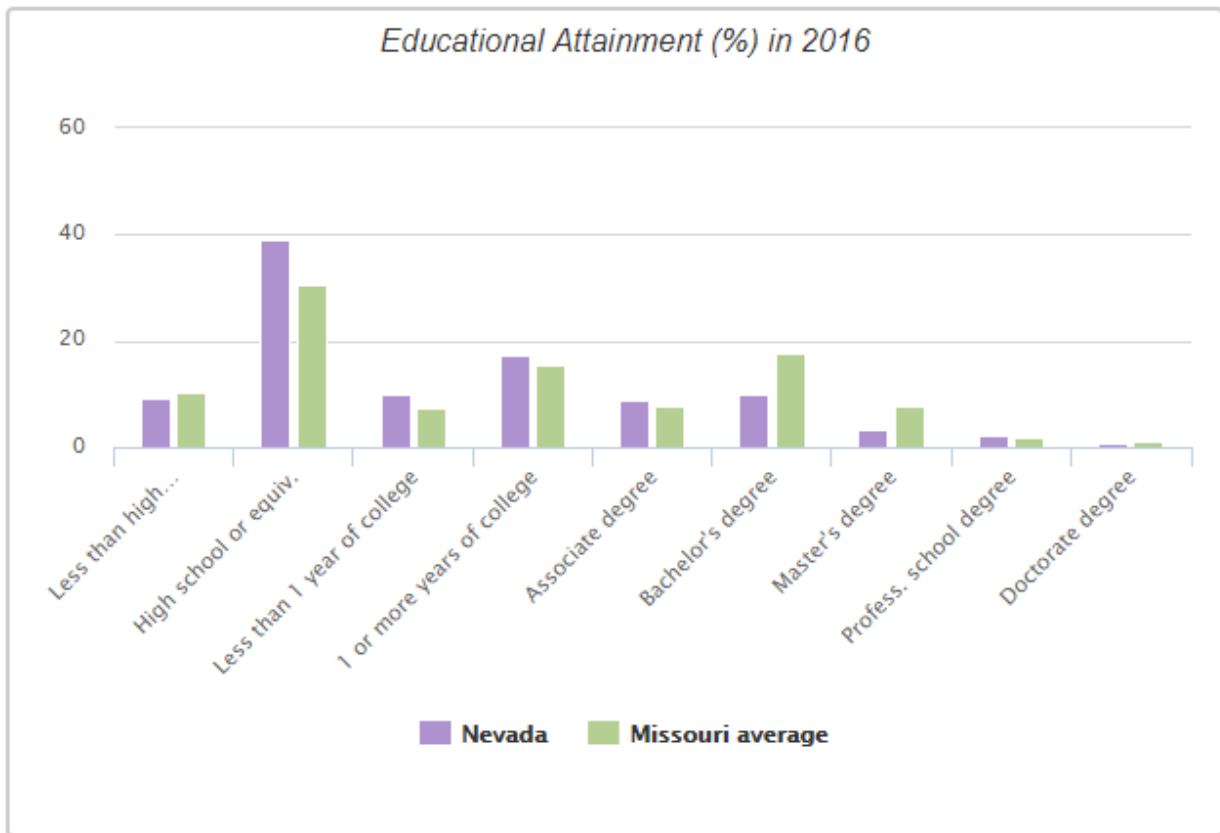


Females:



Nevada compared to Missouri state average:

- Median household income below state average.
- Median house value below state average.
- Unemployed percentage below state average.
- Black race population percentage significantly below state average.
- Median age above state average.
- Foreign-born population percentage significantly below state average.
- Renting percentage above state average.
- Length of stay since moving in above state average.
- Institutionalized population percentage above state average.



Source: <http://www.city-data.com/>

Waynesville

MSU has access to use one conferencing technology equipped classroom at this location. OTC has approximately 400 students seeking associates degrees at the Waynesville campus.

OTC - Waynesville

Associate of Arts Degrees offered:

Transfer degree

Teaching

Early Childhood Development

Business and Marketing

Waynesville – Demographic Thumbnail

Waynesville population in 2014: **5,365** (92% urban, 8% rural). Population change since 2000: +53.0%

Pulaski County population: 53,595

Males: 2,449 (45.7%)

Females: 2,916 (54.3%)

Median resident age: 33.5 years

Missouri median age: 38.4 years

Estimated **median household income** in 2016: **\$56,924** (it was \$41,250 in 2000)

Waynesville: \$56,924

MO: \$51,746

Estimated **per capita income** in 2016: **\$23,044** (it was \$19,117 in 2000)

For population 25 years and over in Waynesville:

High school or higher: 97.3%

Bachelor's degree or higher: 34.4%

Graduate or professional degree: 12.7%

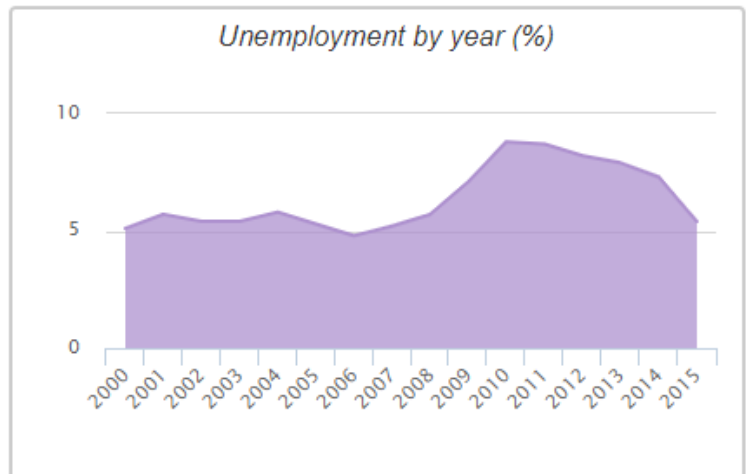
Unemployed: 4.3%

Mean travel time to work (commute): 19.5 minutes

Unemployment in September 2015:

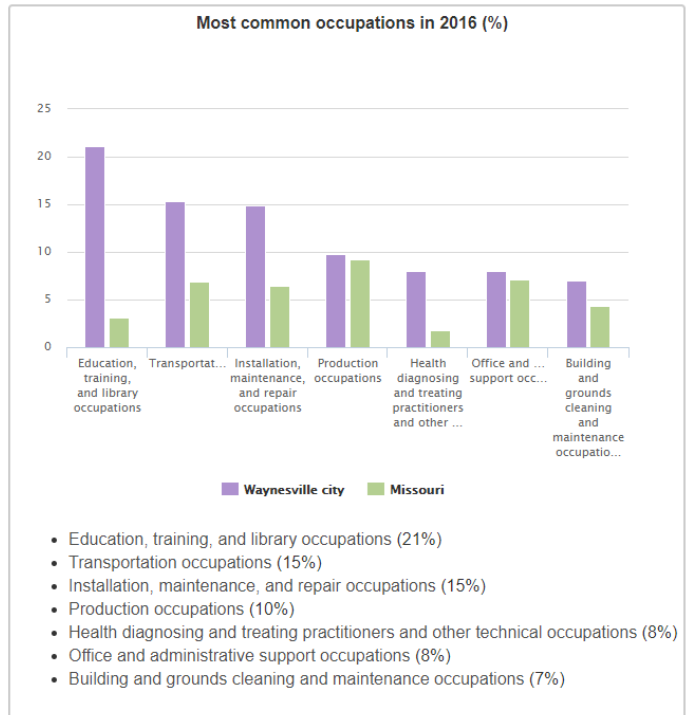
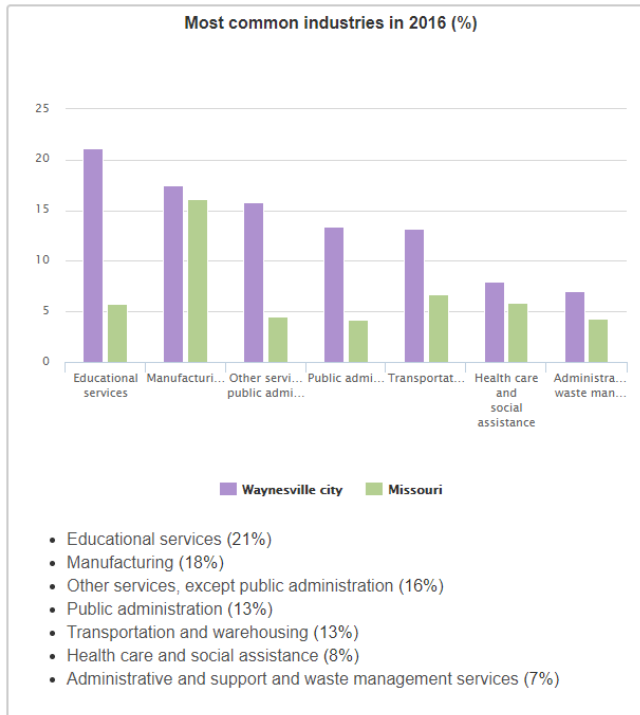
Waynesville: 5.4%

Missouri: 4.5%

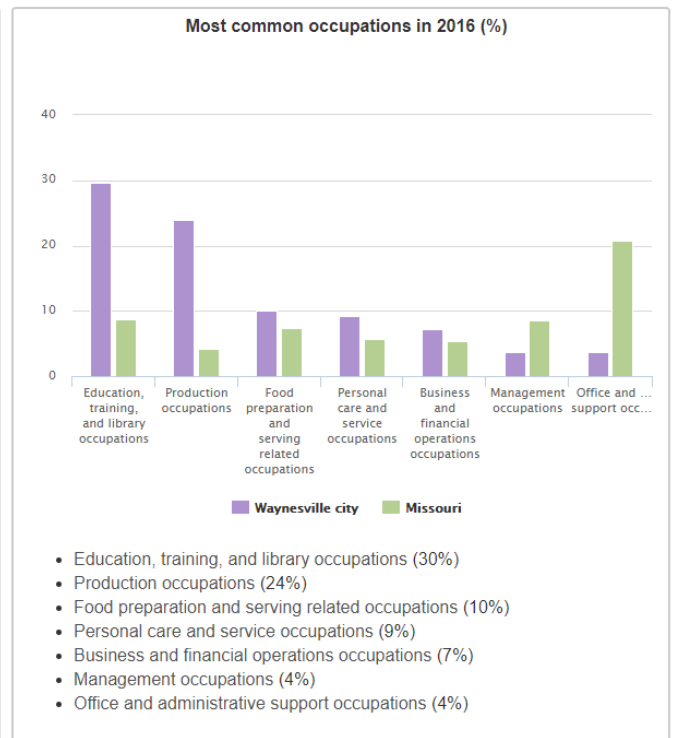
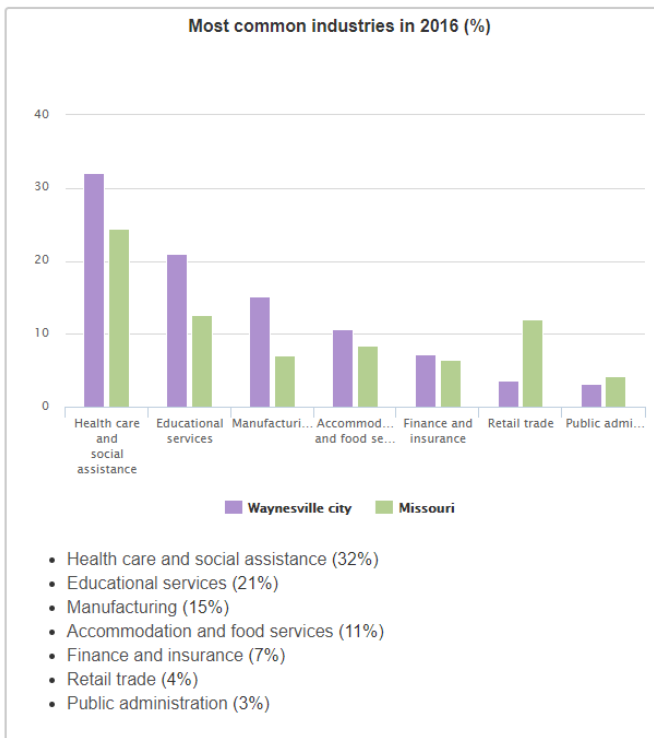


Most Common Industries and Occupations by Gender – Waynesville

Males:

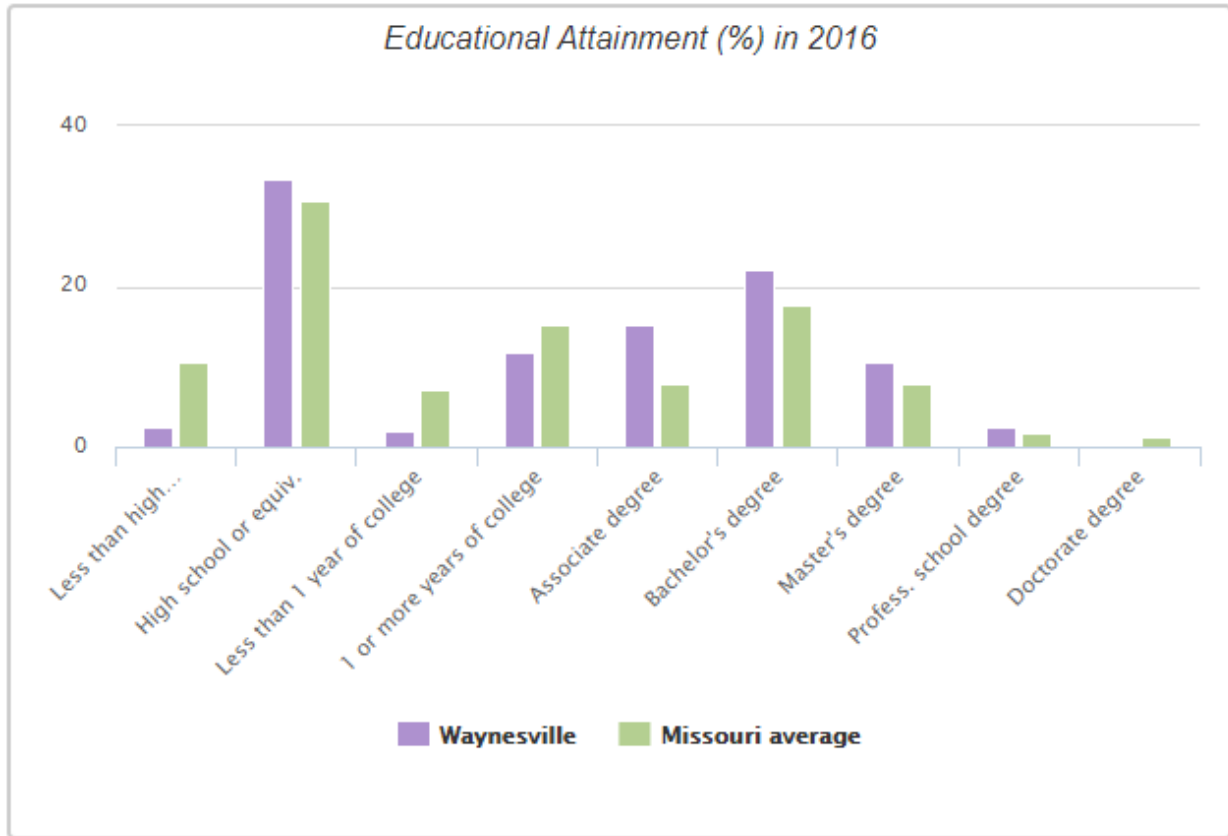


Females:



Waynesville compared to Missouri state average:

- Unemployed percentage significantly below state average.
- Black race population percentage above state average.
- Hispanic race population percentage significantly above state average.
- Foreign-born population percentage above state average.
- House age below state average.
- Number of college students above state average.
- Percentage of population with a bachelor's degree or higher above state average.



Source: <http://www.city-data.com/>

West Plains

Missouri University is collocated with the two year institution, MSU-WP. MSU-WP has approximately 1,500 - 1,600 students seeking associates degrees. The degree completion programs and graduate degrees are offered in Gohn Hall in West Plains. We have five conferencing technology equipped classrooms, 2 large traditional classrooms, a computer lab and student lounge area. MSU has been offering degree completion and graduate programs in West Plains since 1998.

Missouri State University - West Plains

Associate Degrees offered:

Agriculture - AAS
Business - AAS
Child and Family Development - AAS
Computer Graphics and Programming - AAS
Enology - AAS
Entrepreneurship - AAS
General Studies - AA
Health Information Technology - AAS
Health Professions - AA
Law Enforcement - AAS
Nursing and Allied Health - AS
Pre-Engineering (AS)
Teaching - AA
Technology - AAS
Viticulture - AAS
Wine and Business Entrepreneurship - AAS

Missouri State University currently offers the following degree completion opportunities at this campus:

- Bachelor of Applied Science in General Agriculture
- Bachelor of General Studies
- Bachelor of Science in Child and Family Development
- Bachelor of Science in Elementary Education

MSU at West Plains also offers these Graduate Degrees:

- Master of Science in Counseling (seated on campus)
- Master in Education Administration (Remote web conference only)
- Specialist in Education Administration (Remote web conference only)
- Master of Arts in Teaching (Remote web conference only)
- Master of Social Work (Remote web conference only)
- Doctorate in Educational Leadership with the University of Missouri (Remote web conference only)

West Plains – Demographic Thumbnail

West Plains population in 2014: **12,275** (92% urban, 8% rural). Population change since 2000: +13.0%
Howell County population: 40,486

Males: 5,844 (47.6%)

Females: 6,431 (52.4%)

Median resident age: 34.7 years

Missouri median age: 38.4 years

Estimated **median household income** in 2016: **\$34,058** (it was \$24,122 in 2000)

West Plains: \$34,058

MO: \$51,746

Estimated **per capita income** in 2016: **\$20,692** (it was \$15,019 in 2000)

For population 25 years and over in West Plains:

High school or higher: 87.3%

Bachelor's degree or higher: 16.7%

Graduate or professional degree: 8.0%

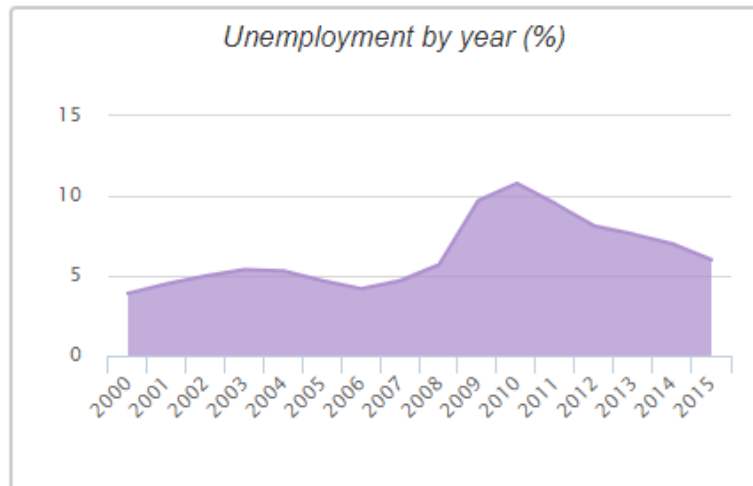
Unemployed: 7.4%

Mean travel time to work (commute): 13.3 minutes

Unemployment in September 2015:

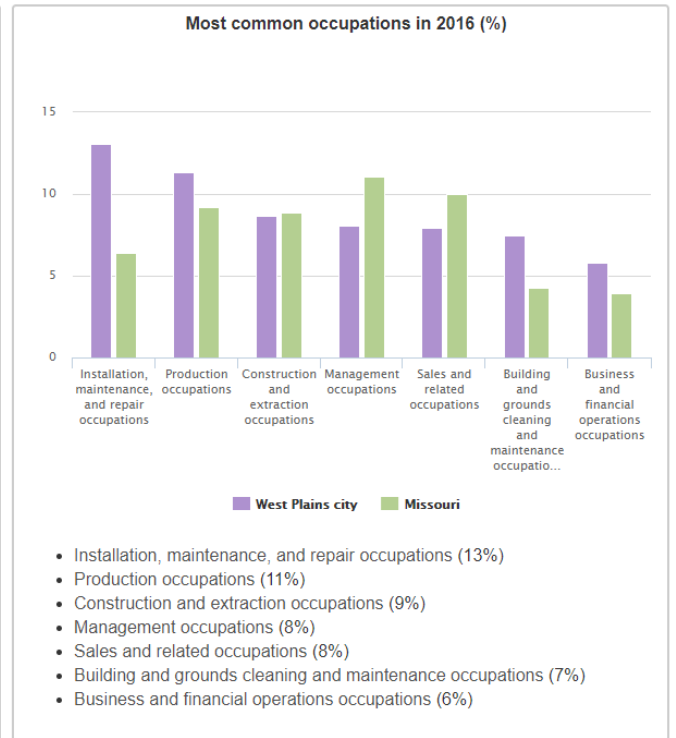
West Plains: 6.0%

Missouri: 4.5%

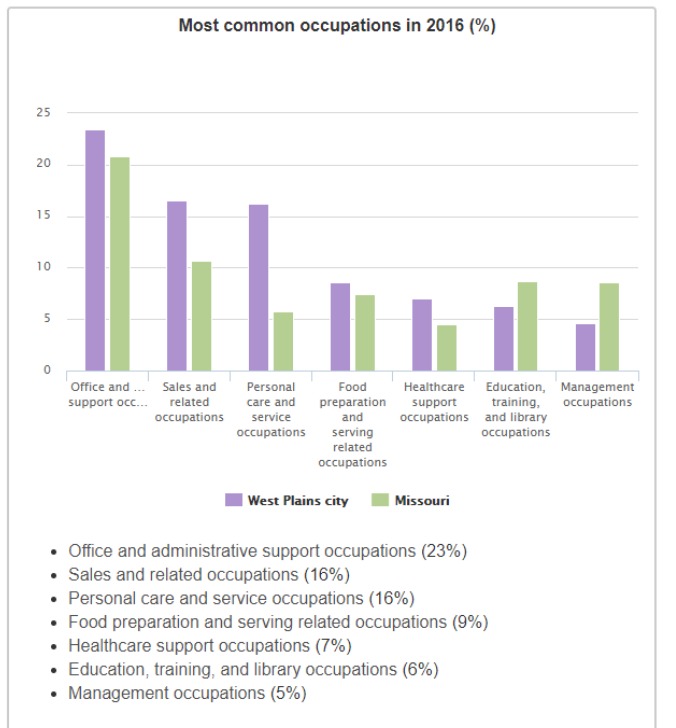
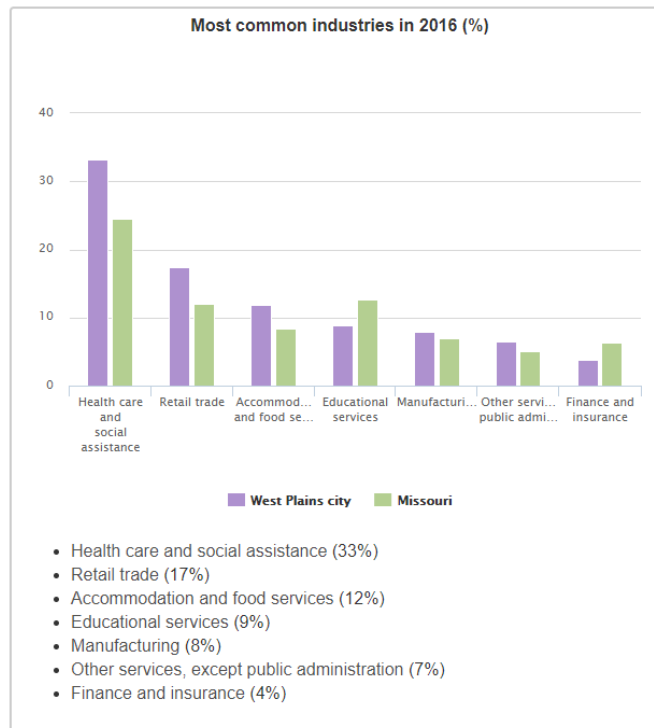


Most Common Industries and Occupations by Gender – West Plains

Males:

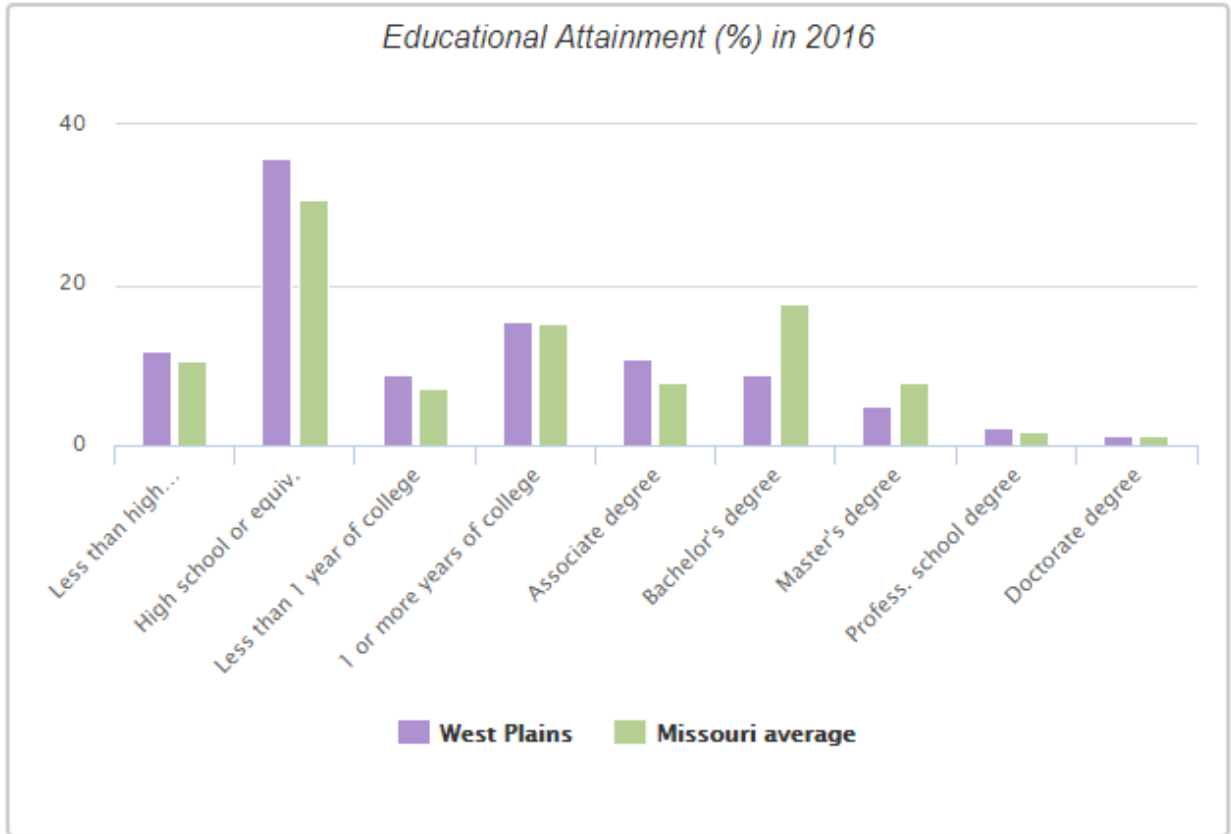


Females:



West Plains compared to Missouri state average:

- Median household income below state average.
- Unemployed percentage below state average.
- Black race population percentage significantly below state average.
- Foreign-born population percentage significantly below state average.



Source: <http://www.city-data.com/>